


## Site Usage

 **1,857 Visits**

Previous: 1,849 (0.43%)

 **6,641 Pageviews**


Previous: 7,324 (-9.33%)

 **3.58 Pages/Visit**

Previous: 3.96 (-9.72%)

 **62.52% Bounce Rate**

Previous: 60.79% (2.85%)

 **00:02:43 Avg. Time on Site**

Previous: 00:03:16 (-16.76%)

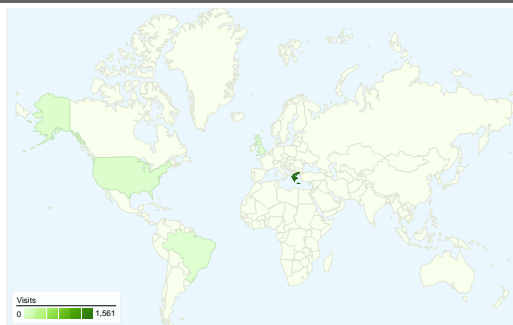
 **62.04% % New Visits**

Previous: 58.95% (5.23%)

## All Traffic Sources

Source/Medium	Visits	% visits
google / organic		
Oct 1, 2011 - Dec 31, 2011	982	52.88%
Jul 1, 2011 - Sep 30, 2011	910	49.22%
% Change	7.91%	7.45%
(direct) / (none)		
Oct 1, 2011 - Dec 31, 2011	225	12.12%
Jul 1, 2011 - Sep 30, 2011	251	13.57%
% Change	-10.36%	-10.74%
partnerpage.google.com / referral		
Oct 1, 2011 - Dec 31, 2011	179	9.64%
Jul 1, 2011 - Sep 30, 2011	137	7.41%
% Change	30.66%	30.09%
melanithros.gr / referral		
Oct 1, 2011 - Dec 31, 2011	148	7.97%
Jul 1, 2011 - Sep 30, 2011	153	8.27%
% Change	-3.27%	-3.68%
villafabrica.com / referral		

## Map Overlay

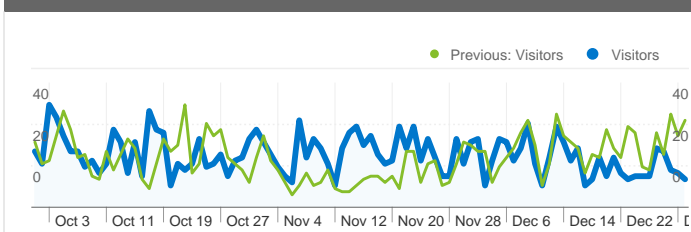


## Map Overlay



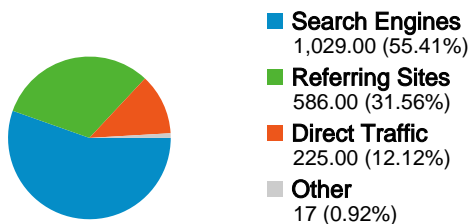
Oct 1, 2011 - Dec 31, 2011	79	4.25%
Jul 1, 2011 - Sep 30, 2011	114	6.17%
% Change	-30.70%	-31.00%

### Visitors Overview

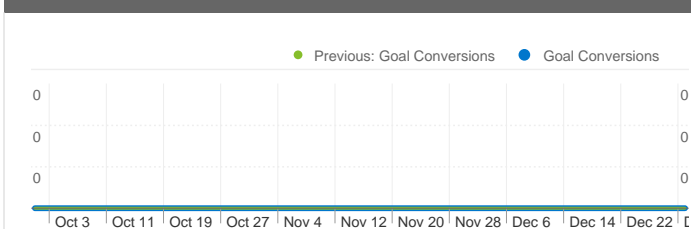


**Visitors**  
**1,218**

### Traffic Sources Overview



### Goals Overview

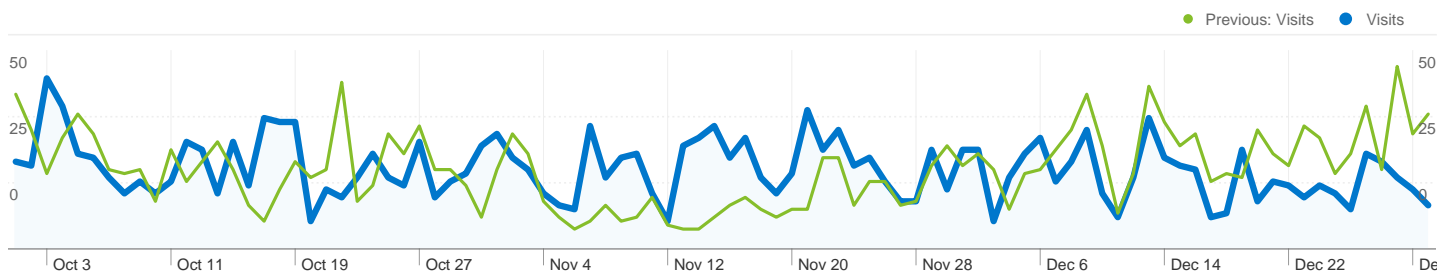


**Goal Conversions**  
**0**

### Content Overview

Pages	Pageviews	% Pageviews
<b>www.palimpsest.gr/default.asp</b>		
Oct 1, 2011 - Dec 31, 2011	1,091	16.43%
Jul 1, 2011 - Sep 30, 2011	1,129	15.42%
% Change	-3.37%	6.57%
<b>www.palimpsest.gr/cv/el/d/1</b>		
Oct 1, 2011 - Dec 31, 2011	211	3.18%
Jul 1, 2011 - Sep 30, 2011	234	3.19%
% Change	-9.83%	-0.56%
<b>www.palimpsest.gr/projects/el/118</b>		
Oct 1, 2011 - Dec 31, 2011	150	2.26%
Jul 1, 2011 - Sep 30, 2011	136	1.86%
% Change	10.29%	21.64%
<b>www.palimpsest.gr/cv/el/d/2</b>		
Oct 1, 2011 - Dec 31, 2011	146	2.20%
Jul 1, 2011 - Sep 30, 2011	129	1.76%
% Change	13.18%	24.82%
<b>www.palimpsest.gr/cv/el/d/3</b>		
Oct 1, 2011 - Dec 31, 2011	141	2.12%
Jul 1, 2011 - Sep 30, 2011	152	2.08%
% Change	-7.24%	2.30%

Keywords		
Keyword	Visits	% visits
palimpsest		
Oct 1, 2011 - Dec 31, 2011	96	9.33%
Jul 1, 2011 - Sep 30, 2011	79	8.41%
% Change	21.52%	10.89%
palimpsest.gr		
Oct 1, 2011 - Dec 31, 2011	39	3.79%
Jul 1, 2011 - Sep 30, 2011	0	0.00%
% Change	100.00%	100.00%
(not provided)		
Oct 1, 2011 - Dec 31, 2011	19	1.85%
Jul 1, 2011 - Sep 30, 2011	0	0.00%
% Change	100.00%	100.00%
τουβλα		
Oct 1, 2011 - Dec 31, 2011	15	1.46%
Jul 1, 2011 - Sep 30, 2011	5	0.53%
% Change	200.00%	173.76%
cv architect		
Oct 1, 2011 - Dec 31, 2011	12	1.17%
Jul 1, 2011 - Sep 30, 2011	11	1.17%
% Change	9.09%	-0.45%

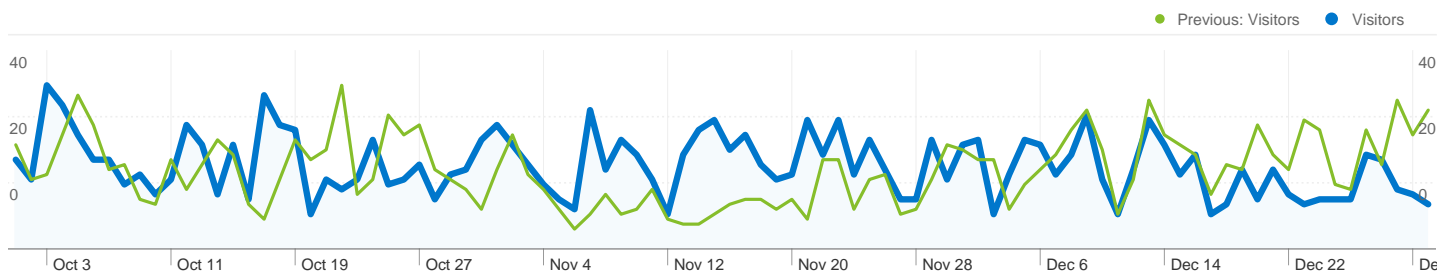


## All traffic sources sent 1,857 visits via 80 sources and mediums

### Site Usage

Visits 1,857 Previous: 1,849 (0.43%)	Pages/Visit 3.58 Previous: 3.96 (-9.72%)	Avg. Time on Site 00:02:43 Previous: 00:03:16 (-16.76%)	% New Visits 61.66% Previous: 58.52% (5.37%)	Bounce Rate 62.52% Previous: 60.79% (2.85%)		
Source/Medium		Visits	Pages/Visit	Avg. Time on Site	% New Visits	Bounce Rate
google / organic						
October 1, 2011 - December 31, 2011		982	3.66	00:03:10	81.06%	55.80%
July 1, 2011 - September 30, 2011		910	4.26	00:04:08	77.47%	57.91%
% Change		7.91%	-13.98%	-23.43%	4.63%	-3.64%
(direct) / (none)						
October 1, 2011 - December 31, 2011		225	4.74	00:01:28	54.67%	66.22%
July 1, 2011 - September 30, 2011		251	4.26	00:02:20	54.98%	56.18%
% Change		-10.36%	11.24%	-36.79%	-0.57%	17.88%
partnerpage.google.com / referral						
October 1, 2011 - December 31, 2011		179	1.09	00:01:01	0.00%	94.97%
July 1, 2011 - September 30, 2011		137	1.19	00:01:45	0.00%	86.86%
% Change		30.66%	-8.44%	-42.18%	0.00%	9.34%
melanithros.gr / referral						
October 1, 2011 - December 31, 2011		148	3.70	00:04:06	29.05%	59.46%
July 1, 2011 - September 30, 2011		153	4.40	00:04:54	14.38%	58.17%
% Change		-3.27%	-15.82%	-16.38%	102.06%	2.22%
villafabrica.com / referral						
October 1, 2011 - December 31, 2011		79	2.43	00:04:08	16.46%	72.15%
July 1, 2011 - September 30, 2011		114	1.81	00:02:12	10.53%	79.82%
% Change		-30.70%	34.50%	87.17%	56.33%	-9.61%
greekarchitects.gr / referral						
October 1, 2011 - December 31, 2011		58	5.09	00:01:36	65.52%	39.66%

July 1, 2011 - September 30, 2011	<b>45</b>	5.82	00:01:58	68.89%	35.56%
% Change	<b>28.89%</b>	<b>-12.64%</b>	<b>-18.83%</b>	<b>-4.89%</b>	<b>11.53%</b>
bing / organic					
October 1, 2011 - December 31, 2011	<b>17</b>	1.53	00:00:14	94.12%	82.35%
July 1, 2011 - September 30, 2011	<b>13</b>	3.46	00:01:57	84.62%	53.85%
% Change	<b>30.77%</b>	<b>-55.82%</b>	<b>-87.94%</b>	<b>11.23%</b>	<b>52.94%</b>
facebook.com / referral					
October 1, 2011 - December 31, 2011	<b>16</b>	13.69	00:07:40	81.25%	37.50%
July 1, 2011 - September 30, 2011	<b>21</b>	3.57	00:01:11	66.67%	52.38%
% Change	<b>-23.81%</b>	<b>283.25%</b>	<b>544.52%</b>	<b>21.88%</b>	<b>-28.41%</b>
search / organic					
October 1, 2011 - December 31, 2011	<b>16</b>	1.69	00:01:52	87.50%	75.00%
July 1, 2011 - September 30, 2011	<b>4</b>	1.00	00:00:00	75.00%	100.00%
% Change	<b>300.00%</b>	<b>68.75%</b>	<b>100.00%</b>	<b>16.67%</b>	<b>-25.00%</b>
yahoo / organic					
October 1, 2011 - December 31, 2011	<b>12</b>	10.67	00:01:43	91.67%	33.33%
July 1, 2011 - September 30, 2011	<b>11</b>	9.00	00:01:50	100.00%	63.64%
% Change	<b>9.09%</b>	<b>18.52%</b>	<b>-6.90%</b>	<b>-8.33%</b>	<b>-47.62%</b>
1 - 10 of 80					



**1,218 people visited this site**

 **1,857 Visits**

Previous: 1,849 (0.43%)

 **1,218 Absolute Unique Visitors**

Previous: 1,162 (4.82%)

 **6,641 Pageviews**

Previous: 7,324 (-9.33%)

 **3.58 Average Pageviews**


Previous: 3.96 (-9.72%)

 **00:02:43 Time on Site**

Previous: 00:03:16 (-16.76%)

 **62.52% Bounce Rate**

Previous: 60.79% (2.85%)

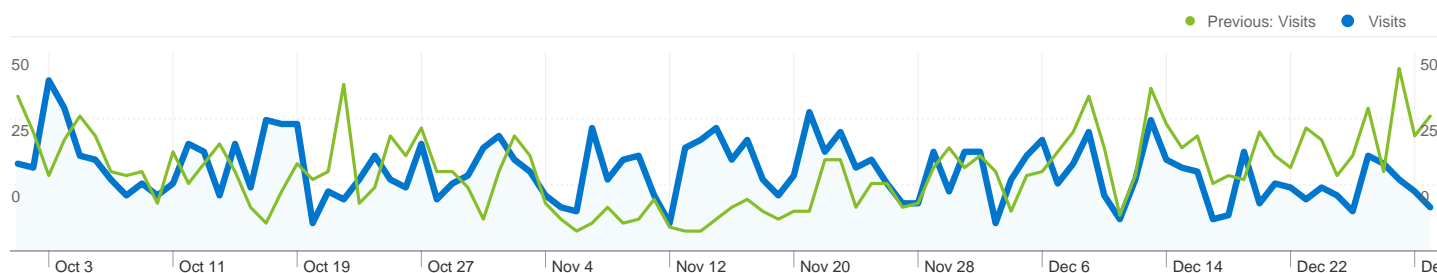
 **62.04% New Visits**

Previous: 58.95% (5.23%)

## Technical Profile

Browser	Visits	% visits
Firefox		
Oct 1, 2011 - Dec 31, 2011	816	43.94%
Jul 1, 2011 - Sep 30, 2011	708	38.29%
% Change	15.25%	14.76%
Internet Explorer		
Oct 1, 2011 - Dec 31, 2011	484	26.06%
Jul 1, 2011 - Sep 30, 2011	535	28.93%
% Change	-9.53%	-9.92%

Chrome		
Oct 1, 2011 - Dec 31, 2011	345	18.58%
Jul 1, 2011 - Sep 30, 2011	294	15.90%
% Change	17.35%	16.84%
Safari		
Oct 1, 2011 - Dec 31, 2011	183	9.85%
Jul 1, 2011 - Sep 30, 2011	293	15.85%
% Change	-37.54%	-37.81%
Opera		
Oct 1, 2011 - Dec 31, 2011	15	0.81%
Jul 1, 2011 - Sep 30, 2011	7	0.38%
% Change	114.29%	113.36%



All traffic sources sent a total of 1,857 visits

#### 12.12% Direct Traffic

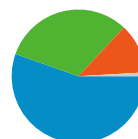
Previous: 13.57% (-10.74%)

#### 31.56% Referring Sites

Previous: 35.64% (-11.46%)

#### 55.41% Search Engines

Previous: 50.78% (9.11%)



■ Search Engines  
1,029.00 (55.41%)

■ Referring Sites  
586.00 (31.56%)

■ Direct Traffic  
225.00 (12.12%)

■ Other  
17 (0.92%)

### Top Traffic Sources

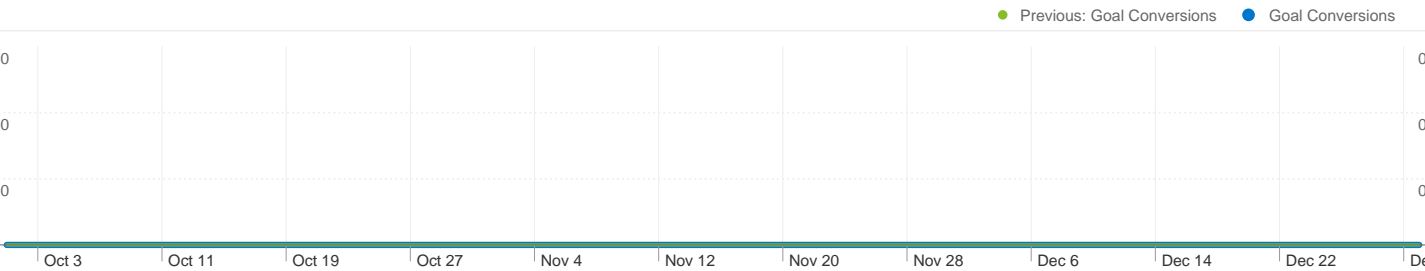
Sources	Visits	% visits
google (organic)		
Oct 1, 2011 - Dec 31, 2011	982	52.88%
Jul 1, 2011 - Sep 30, 2011	910	49.22%
% Change	7.91%	7.45%
(direct) ((none))		
Oct 1, 2011 - Dec 31, 2011	225	12.12%
Jul 1, 2011 - Sep 30, 2011	251	13.57%
% Change	-10.36%	-10.74%
partnerpage.google.com (referral)		
Oct 1, 2011 - Dec 31, 2011	179	9.64%
Jul 1, 2011 - Sep 30, 2011	137	7.41%
% Change	30.66%	30.09%
melanithros.gr (referral)		
Oct 1, 2011 - Dec 31, 2011	148	7.97%
Jul 1, 2011 - Sep 30, 2011	153	8.27%
% Change	-3.27%	-3.68%
villafabrica.com (referral)		

Keywords	Visits	% visits
palimpsest		
Oct 1, 2011 - Dec 31, 2011	96	9.33%
Jul 1, 2011 - Sep 30, 2011	79	8.41%
% Change	21.52%	10.89%
palimpsest.gr		
Oct 1, 2011 - Dec 31, 2011	39	3.79%
Jul 1, 2011 - Sep 30, 2011	0	0.00%
% Change	100.00%	100.00%
(not provided)		
Oct 1, 2011 - Dec 31, 2011	19	1.85%
Jul 1, 2011 - Sep 30, 2011	0	0.00%
% Change	100.00%	100.00%
τουβλα		
Oct 1, 2011 - Dec 31, 2011	15	1.46%
Jul 1, 2011 - Sep 30, 2011	5	0.53%
% Change	200.00%	173.76%
cv architect		



Oct 1, 2011 - Dec 31, 2011	79	4.25%
Jul 1, 2011 - Sep 30, 2011	114	6.17%
% Change	-30.70%	-31.00%

Oct 1, 2011 - Dec 31, 2011	12	1.17%
Jul 1, 2011 - Sep 30, 2011	11	1.17%
% Change	9.09%	-0.45%



Visitors completed 0 goal conversions

0 conversions, Goal 1: public folder


Previous: 0 (0.00%)

0 conversions, Goal 2: Guestbook sign in

Previous: 0 (0.00%)

Goal Performance

Goal Conversion Rate

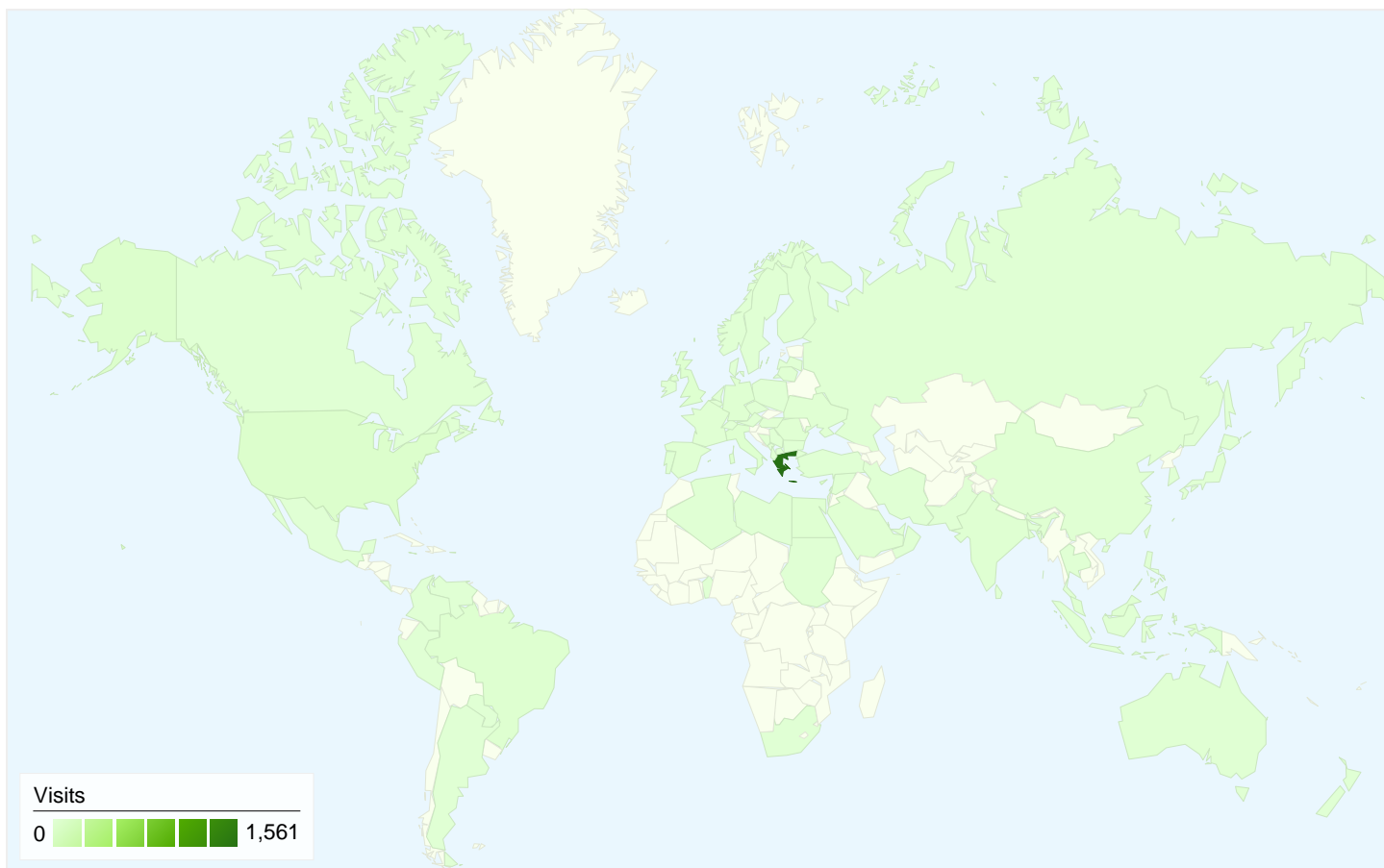


Goal Conversion Rate  
0.00%

Total Goal Value



Total Goal Value  
€0.00

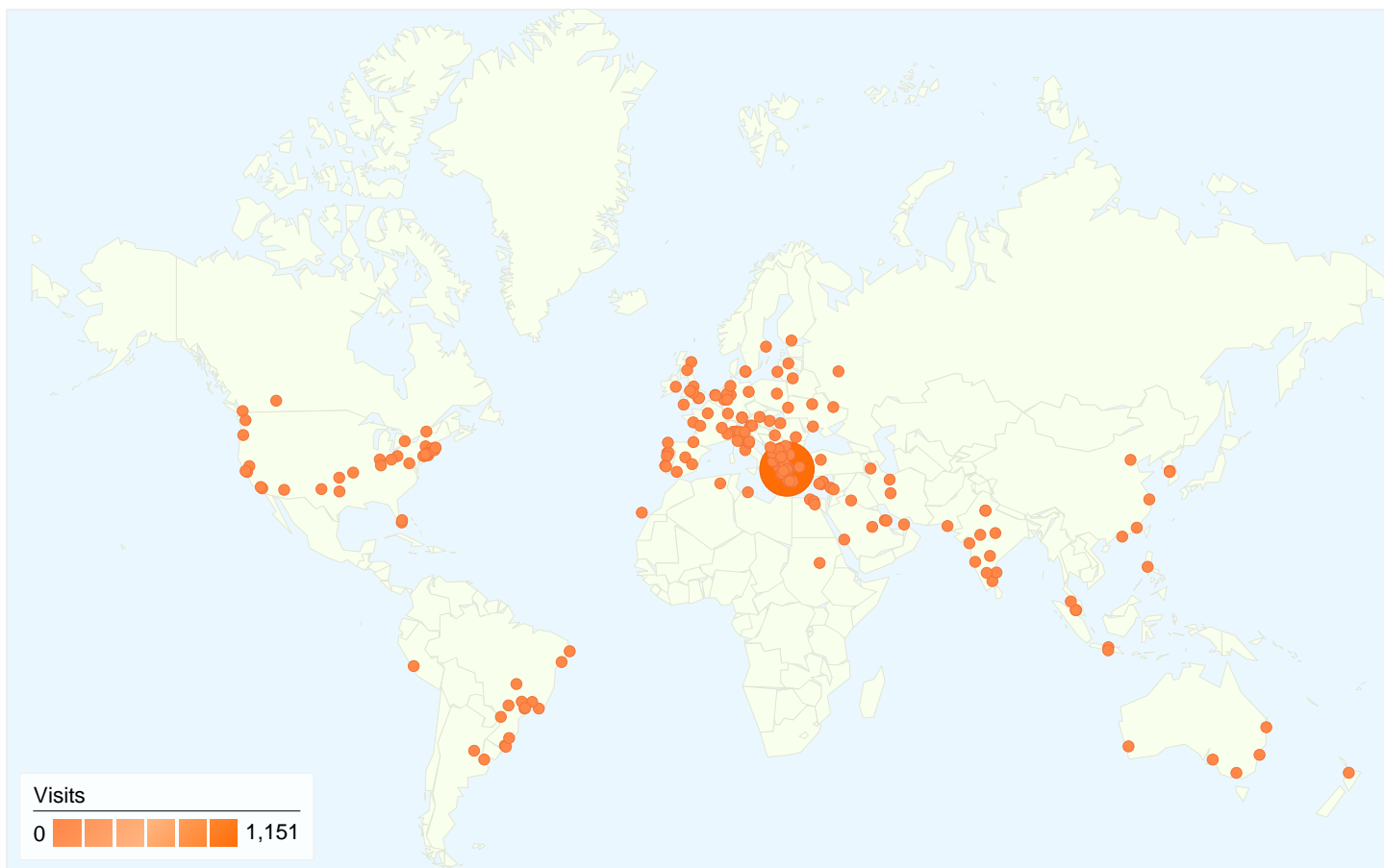


## 1,857 visits came from 74 countries/territories

### Site Usage

Visits 1,857 Previous: 1,849 (0.43%)	Pages/Visit 3.58 Previous: 3.96 (-9.72%)	Avg. Time on Site 00:02:43 Previous: 00:03:16 (-16.76%)	% New Visits 61.66% Previous: 58.52% (5.37%)	Bounce Rate 62.52% Previous: 60.79% (2.85%)		
Country/Territory		Visits	Pages/Visit	Avg. Time on Site	% New Visits	Bounce Rate
Greece						
October 1, 2011 - December 31, 2011		1,561	3.58	00:02:55	56.82%	62.52%
July 1, 2011 - September 30, 2011		1,531	4.04	00:03:38	53.23%	60.81%
% Change		1.96%	-11.36%	-19.68%	6.74%	2.82%
United States						
October 1, 2011 - December 31, 2011		40	5.18	00:01:32	95.00%	60.00%
July 1, 2011 - September 30, 2011		34	2.94	00:01:36	79.41%	70.59%
% Change		17.65%	75.95%	-4.02%	19.63%	-15.00%
Cyprus						
October 1, 2011 - December 31, 2011		25	3.60	00:02:46	84.00%	64.00%

July 1, 2011 - September 30, 2011	29	3.38	00:03:24	96.55%	44.83%
% Change	-13.79%	6.53%	-18.75%	-13.00%	42.77%
United Kingdom					
October 1, 2011 - December 31, 2011	22	3.91	00:00:50	100.00%	50.00%
July 1, 2011 - September 30, 2011	28	5.71	00:01:48	89.29%	50.00%
% Change	-21.43%	-31.59%	-53.88%	12.00%	0.00%
Brazil					
October 1, 2011 - December 31, 2011	20	1.00	00:00:00	60.00%	100.00%
July 1, 2011 - September 30, 2011	23	3.35	00:00:22	60.87%	86.96%
% Change	-13.04%	-70.13%	-100.00%	-1.43%	15.00%
Italy					
October 1, 2011 - December 31, 2011	19	1.89	00:01:47	94.74%	63.16%
July 1, 2011 - September 30, 2011	23	4.22	00:01:34	78.26%	52.17%
% Change	-17.39%	-55.07%	12.92%	21.05%	21.05%
Germany					
October 1, 2011 - December 31, 2011	12	1.58	00:00:46	91.67%	75.00%
July 1, 2011 - September 30, 2011	3	4.00	00:00:32	100.00%	66.67%
% Change	300.00%	-60.42%	44.47%	-8.33%	12.50%
Egypt					
October 1, 2011 - December 31, 2011	11	2.73	00:01:40	100.00%	54.55%
July 1, 2011 - September 30, 2011	10	9.00	00:04:42	70.00%	20.00%
% Change	10.00%	-69.70%	-64.33%	42.86%	172.73%
India					
October 1, 2011 - December 31, 2011	11	3.45	00:00:29	100.00%	45.45%
July 1, 2011 - September 30, 2011	16	1.75	00:00:44	100.00%	68.75%
% Change	-31.25%	97.40%	-33.30%	0.00%	-33.88%
Malaysia					
October 1, 2011 - December 31, 2011	10	7.20	00:05:50	40.00%	30.00%
July 1, 2011 - September 30, 2011	0	0.00	00:00:00	0.00%	0.00%
% Change	100.00%	100.00%	100.00%	100.00%	100.00%
1 - 10 of 74					

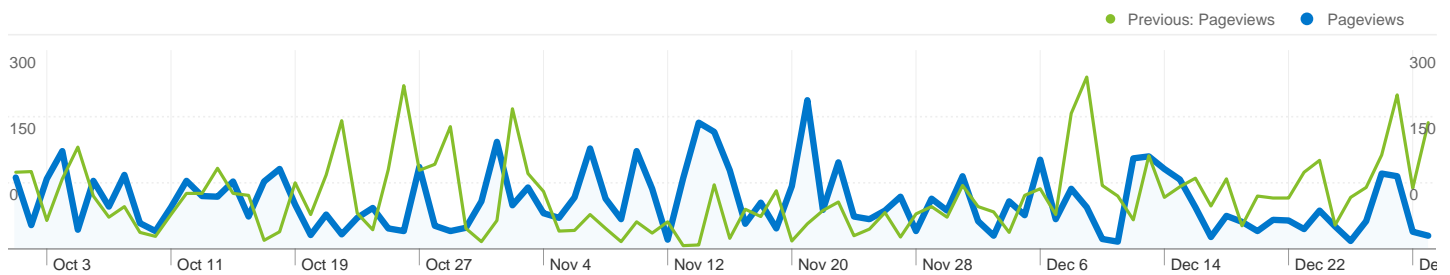


## 1,857 visits came from 323 cities

### Site Usage

Visits 1,857 Previous: 1,849 (0.43%)	Pages/Visit 3.58 Previous: 3.96 (-9.72%)	Avg. Time on Site 00:02:43 Previous: 00:03:16 (-16.76%)	% New Visits 61.66% Previous: 58.52% (5.37%)	Bounce Rate 62.52% Previous: 60.79% (2.85%)	
City	Visits	Pages/Visit	Avg. Time on Site	% New Visits	Bounce Rate
Athens					
October 1, 2011 - December 31, 2011	1,151	3.55	00:03:21	56.65%	61.16%
July 1, 2011 - September 30, 2011	1,322	3.75	00:03:56	49.02%	61.27%
% Change	-12.93%	-5.23%	-14.82%	15.57%	-0.17%
Thessaloniki					
October 1, 2011 - December 31, 2011	87	6.13	00:01:24	85.06%	48.28%
July 1, 2011 - September 30, 2011	74	5.99	00:01:33	86.49%	58.11%
% Change	17.57%	2.34%	-10.31%	-1.65%	-16.92%
Nea Ionia					
October 1, 2011 - December 31, 2011	71	1.87	00:02:55	11.27%	77.46%

July 1, 2011 - September 30, 2011	2	15.00	00:04:20	100.00%	50.00%
% Change	3,450.00%	-87.51%	-32.56%	-88.73%	54.93%
Vrilissia					
October 1, 2011 - December 31, 2011	65	1.43	00:01:12	18.46%	92.31%
July 1, 2011 - September 30, 2011	22	1.50	00:00:30	18.18%	86.36%
% Change	195.45%	-4.62%	138.66%	1.54%	6.88%
Chalandri					
October 1, 2011 - December 31, 2011	41	5.61	00:02:32	53.66%	63.41%
July 1, 2011 - September 30, 2011	4	2.75	00:01:06	100.00%	75.00%
% Change	925.00%	103.99%	132.81%	-46.34%	-15.45%
Nikaia					
October 1, 2011 - December 31, 2011	29	3.93	00:01:05	79.31%	55.17%
July 1, 2011 - September 30, 2011	8	1.88	00:01:16	87.50%	62.50%
% Change	262.50%	109.66%	-13.72%	-9.36%	-11.72%
Iraklion					
October 1, 2011 - December 31, 2011	25	3.04	00:00:48	76.00%	56.00%
July 1, 2011 - September 30, 2011	18	12.22	00:02:04	61.11%	44.44%
% Change	38.89%	-75.13%	-61.30%	24.36%	26.00%
Patrai					
October 1, 2011 - December 31, 2011	24	2.75	00:01:08	91.67%	58.33%
July 1, 2011 - September 30, 2011	22	6.18	00:03:32	86.36%	45.45%
% Change	9.09%	-55.51%	-67.80%	6.14%	28.33%
Nicosia					
October 1, 2011 - December 31, 2011	17	3.35	00:01:55	82.35%	64.71%
July 1, 2011 - September 30, 2011	22	3.64	00:02:30	95.45%	50.00%
% Change	-22.73%	-7.79%	-23.39%	-13.73%	29.41%
Ioannina					
October 1, 2011 - December 31, 2011	14	6.57	00:02:58	28.57%	57.14%
July 1, 2011 - September 30, 2011	1	7.00	00:01:31	100.00%	0.00%
% Change	1,300.00%	-6.12%	95.76%	-71.43%	100.00%
1 - 10 of 323					



Pages on this site were viewed a total of 6,641 times

 **6,641** Pageviews

Previous: 7,324 (-9.33%)

 **5,003** Unique Views

Previous: 5,310 (-5.78%)

 **62.52%** Bounce Rate

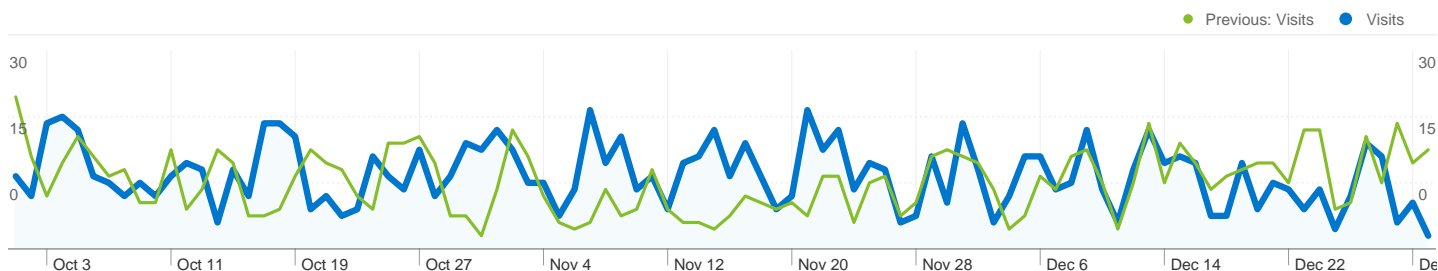
Previous: 60.79% (2.85%)

## Top Content

Pages	Pageviews	% Pageviews
www.palimpsest.gr/default.asp		
Oct 1, 2011 - Dec 31, 2011	1,091	16.43%
Jul 1, 2011 - Sep 30, 2011	1,129	15.42%
% Change	-3.37%	6.57%
www.palimpsest.gr/cv/el/d/1		
Oct 1, 2011 - Dec 31, 2011	211	3.18%
Jul 1, 2011 - Sep 30, 2011	234	3.19%
% Change	-9.83%	-0.56%
www.palimpsest.gr/projects/el/118		
Oct 1, 2011 - Dec 31, 2011	150	2.26%
Jul 1, 2011 - Sep 30, 2011	136	1.86%
% Change	10.29%	21.64%
www.palimpsest.gr/cv/el/d/2		
Oct 1, 2011 - Dec 31, 2011	146	2.20%
Jul 1, 2011 - Sep 30, 2011	129	1.76%
% Change	13.18%	24.82%
www.palimpsest.gr/cv/el/d/3		

Oct 1, 2011 - Dec 31, 2011	141	2.12%
Jul 1, 2011 - Sep 30, 2011	152	2.08%
% Change	-7.24%	2.30%





**Search sent 1,029 total visits via 1,136 keywords**

**Site Usage**

Visits 1,029 Previous: 939 (9.58%)	Pages/Visit 3.68 Previous: 4.29 (-14.30%)	Avg. Time on Site 00:03:04 Previous: 00:04:03 (-24.23%)	% New Visits 81.44% Previous: 77.85% (4.61%)	Bounce Rate 56.17% Previous: 58.04% (-3.22%)	
Keyword	Visits	Pages/Visit	Avg. Time on Site	% New Visits	Bounce Rate
palimpsest					
October 1, 2011 - December 31, 2011	96	5.47	00:18:35	73.96%	22.92%
July 1, 2011 - September 30, 2011	79	7.43	00:32:39	75.95%	18.99%
% Change	21.52%	-26.40%	-43.09%	-2.62%	20.69%
palimpsest.gr					
October 1, 2011 - December 31, 2011	39	2.59	00:01:19	5.13%	87.18%
July 1, 2011 - September 30, 2011	0	0.00	00:00:00	0.00%	0.00%
% Change	100.00%	100.00%	100.00%	100.00%	100.00%
(not provided)					
October 1, 2011 - December 31, 2011	19	4.26	00:01:46	73.68%	52.63%
July 1, 2011 - September 30, 2011	0	0.00	00:00:00	0.00%	0.00%
% Change	100.00%	100.00%	100.00%	100.00%	100.00%
τουβλα					
October 1, 2011 - December 31, 2011	15	2.53	00:01:04	86.67%	40.00%
July 1, 2011 - September 30, 2011	5	1.40	00:02:32	100.00%	60.00%
% Change	200.00%	80.95%	-58.22%	-13.33%	-33.33%
cv architect					
October 1, 2011 - December 31, 2011	12	2.67	00:00:57	58.33%	66.67%
July 1, 2011 - September 30, 2011	11	4.36	00:01:57	81.82%	45.45%
% Change	9.09%	-38.89%	-51.47%	-28.70%	46.67%
voiyer					
October 1, 2011 - December 31, 2011	12	1.42	00:00:07	75.00%	83.33%

July 1, 2011 - September 30, 2011	6	1.17	00:00:02	83.33%	83.33%
% Change	100.00%	21.43%	344.44%	-10.00%	0.00%
κερκιδεσ					
October 1, 2011 - December 31, 2011	11	3.73	00:00:40	81.82%	63.64%
July 1, 2011 - September 30, 2011	5	2.00	00:00:22	80.00%	20.00%
% Change	120.00%	86.36%	85.15%	2.27%	218.18%
μουσειο αιγυπτου					
October 1, 2011 - December 31, 2011	9	1.44	00:00:53	100.00%	66.67%
July 1, 2011 - September 30, 2011	1	1.00	00:00:00	100.00%	100.00%
% Change	800.00%	44.44%	100.00%	0.00%	-33.33%
architect cv					
October 1, 2011 - December 31, 2011	8	1.88	00:00:30	62.50%	62.50%
July 1, 2011 - September 30, 2011	4	23.75	00:05:02	75.00%	25.00%
% Change	100.00%	-92.11%	-89.94%	-16.67%	150.00%
βιογραφικο πολιτικου μηχανικου					
October 1, 2011 - December 31, 2011	8	1.12	00:03:39	75.00%	87.50%
July 1, 2011 - September 30, 2011	2	1.00	00:00:00	100.00%	100.00%
% Change	300.00%	12.50%	100.00%	-25.00%	-12.50%
1 - 10 of 1,136					