

Site Usage

2,718 Visits

Previous: 2,680 (1.42%)

12,451 Pageviews

Previous: 10,276 (21.17%)

4.58 Pages/Visit

Previous: 3.83 (19.47%)

58.06% Bounce Rate

Previous: 63.40% (-8.42%)

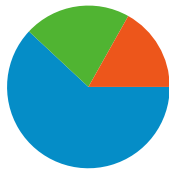
00:02:15 Avg. Time on Site

Previous: 00:01:41 (32.70%)

61.92% % New Visits

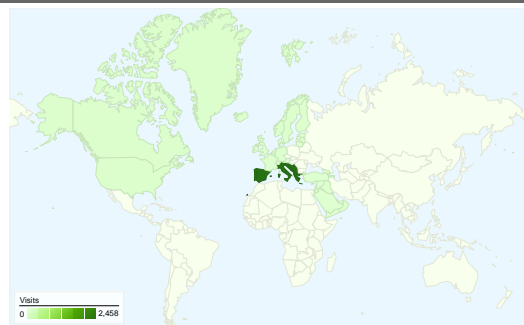
Previous: 61.27% (1.06%)

Traffic Sources Overview

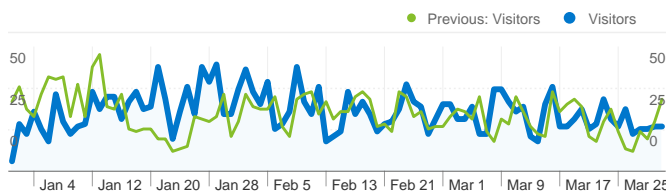


- Search Engines**
1,684.00 (61.96%)
- Referring Sites**
576.00 (21.19%)
- Direct Traffic**
458.00 (16.85%)

Map Overlay



Visitors Overview



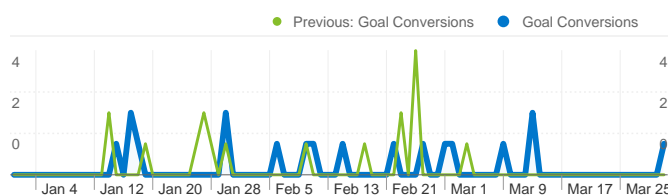
Visitors
1,775

Map Overlay



| All Traffic Sources | | |
|-----------------------------------|---------|----------|
| Source/Medium | Visits | % visits |
| google / organic | | |
| Jan 1, 2010 - Mar 31, 2010 | 1,575 | 57.95% |
| Oct 1, 2009 - Dec 31, 2009 | 1,592 | 59.40% |
| % Change | -1.07% | -2.45% |
| (direct) / (none) | | |
| Jan 1, 2010 - Mar 31, 2010 | 458 | 16.85% |
| Oct 1, 2009 - Dec 31, 2009 | 413 | 15.41% |
| % Change | 10.90% | 9.35% |
| links.palimpsest.gr / referral | | |
| Jan 1, 2010 - Mar 31, 2010 | 162 | 5.96% |
| Oct 1, 2009 - Dec 31, 2009 | 53 | 1.98% |
| % Change | 205.66% | 201.39% |
| greekarchitects.gr / referral | | |
| Jan 1, 2010 - Mar 31, 2010 | 152 | 5.59% |
| Oct 1, 2009 - Dec 31, 2009 | 188 | 7.01% |
| % Change | -19.15% | -20.28% |
| partnerpage.google.com / referral | | |
| Jan 1, 2010 - Mar 31, 2010 | 53 | 1.95% |
| Oct 1, 2009 - Dec 31, 2009 | 161 | 6.01% |
| % Change | -67.08% | -67.54% |

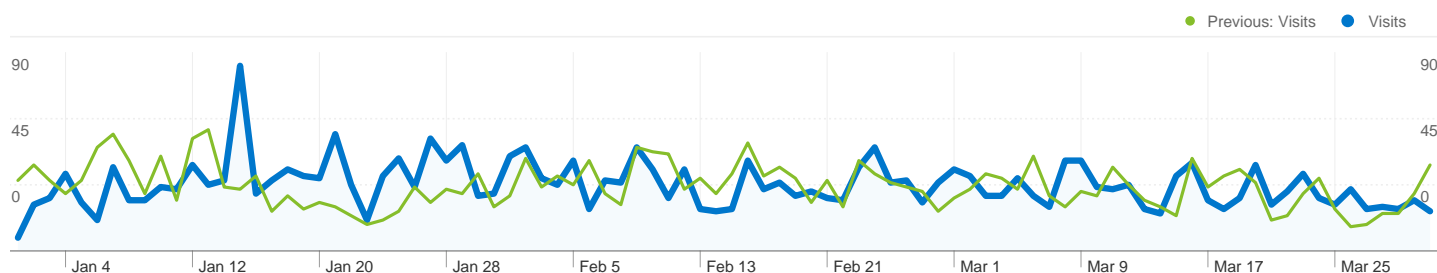
Goals Overview



Goal Conversions
18

| Content Overview | | |
|----------------------------------|-----------|-------------|
| Pages | Pageviews | % Pageviews |
| www.palimpsest.gr/default.asp | | |
| Jan 1, 2010 - Mar 31, 2010 | 1,682 | 13.51% |
| Oct 1, 2009 - Dec 31, 2009 | 1,846 | 17.96% |
| % Change | -8.88% | -24.80% |
| www.palimpsest.gr/projects/el/38 | | |
| Jan 1, 2010 - Mar 31, 2010 | 492 | 3.95% |
| Oct 1, 2009 - Dec 31, 2009 | 246 | 2.39% |
| % Change | 100.00% | 65.06% |
| www.palimpsest.gr/cv/el/w/1 | | |
| Jan 1, 2010 - Mar 31, 2010 | 290 | 2.33% |
| Oct 1, 2009 - Dec 31, 2009 | 183 | 1.78% |
| % Change | 58.47% | 30.79% |
| www.palimpsest.gr/cv/el/d/1 | | |
| Jan 1, 2010 - Mar 31, 2010 | 275 | 2.21% |
| Oct 1, 2009 - Dec 31, 2009 | 194 | 1.89% |
| % Change | 41.75% | 16.99% |
| www.palimpsest.gr/projects/el/11 | | |
| Jan 1, 2010 - Mar 31, 2010 | 275 | 2.21% |
| Oct 1, 2009 - Dec 31, 2009 | 185 | 1.80% |
| % Change | 48.65% | 22.68% |

| Keywords | | |
|-----------------------------|---------|----------|
| Keyword | Visits | % visits |
| χρηστος κακλαμανησ | | |
| Jan 1, 2010 - Mar 31, 2010 | 180 | 10.69% |
| Oct 1, 2009 - Dec 31, 2009 | 52 | 3.08% |
| % Change | 246.15% | 247.59% |
| χρήστος κακλαμάνησ | | |
| Jan 1, 2010 - Mar 31, 2010 | 99 | 5.88% |
| Oct 1, 2009 - Dec 31, 2009 | 114 | 6.74% |
| % Change | -13.16% | -12.80% |
| palimpsest | | |
| Jan 1, 2010 - Mar 31, 2010 | 96 | 5.70% |
| Oct 1, 2009 - Dec 31, 2009 | 104 | 6.15% |
| % Change | -7.69% | -7.31% |
| γκε μεταξουργειο | | |
| Jan 1, 2010 - Mar 31, 2010 | 51 | 3.03% |
| Oct 1, 2009 - Dec 31, 2009 | 10 | 0.59% |
| % Change | 410.00% | 412.12% |
| μελέτες φέροντος οργανισμού | | |
| Jan 1, 2010 - Mar 31, 2010 | 34 | 2.02% |
| Oct 1, 2009 - Dec 31, 2009 | 0 | 0.00% |
| % Change | 100.00% | 100.00% |



All traffic sources sent a total of 2,718 visits



16.85% Direct Traffic

Previous: 15.41% (9.35%)



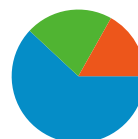
21.19% Referring Sites

Previous: 21.49% (-1.40%)



61.96% Search Engines

Previous: 63.10% (-1.81%)



Search Engines

1,684.00 (61.96%)

Referring Sites

576.00 (21.19%)

Direct Traffic

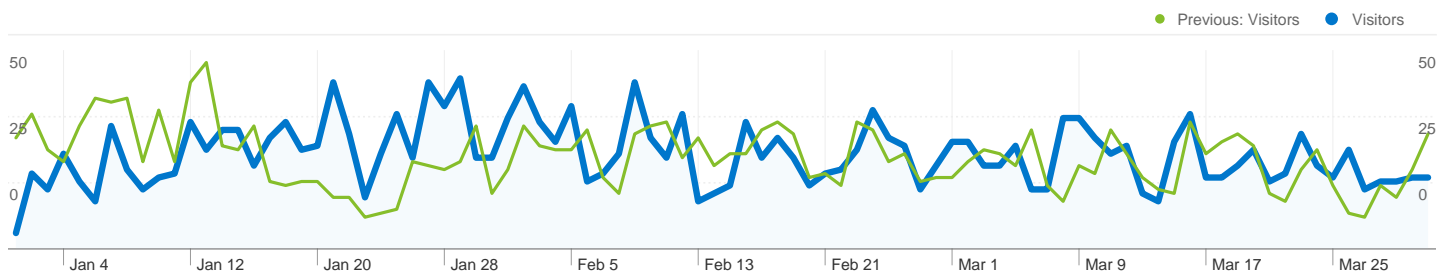
458.00 (16.85%)

Top Traffic Sources

| Sources | Visits | % visits |
|-----------------------------------|---------|----------|
| google (organic) | | |
| Jan 1, 2010 - Mar 31, 2010 | 1,575 | 57.95% |
| Oct 1, 2009 - Dec 31, 2009 | 1,592 | 59.40% |
| % Change | -1.07% | -2.45% |
| (direct) ((none)) | | |
| Jan 1, 2010 - Mar 31, 2010 | 458 | 16.85% |
| Oct 1, 2009 - Dec 31, 2009 | 413 | 15.41% |
| % Change | 10.90% | 9.35% |
| links.palimpsest.gr (referral) | | |
| Jan 1, 2010 - Mar 31, 2010 | 162 | 5.96% |
| Oct 1, 2009 - Dec 31, 2009 | 53 | 1.98% |
| % Change | 205.66% | 201.39% |
| greekarchitects.gr (referral) | | |
| Jan 1, 2010 - Mar 31, 2010 | 152 | 5.59% |
| Oct 1, 2009 - Dec 31, 2009 | 188 | 7.01% |
| % Change | -19.15% | -20.28% |
| partnerpage.google.com (referral) | | |

| Keywords | Visits | % visits |
|-----------------------------|---------|----------|
| χρηστος κακλαμανησ | | |
| Jan 1, 2010 - Mar 31, 2010 | 180 | 10.69% |
| Oct 1, 2009 - Dec 31, 2009 | 52 | 3.08% |
| % Change | 246.15% | 247.59% |
| χρήστος κακλαμάνησ | | |
| Jan 1, 2010 - Mar 31, 2010 | 99 | 5.88% |
| Oct 1, 2009 - Dec 31, 2009 | 114 | 6.74% |
| % Change | -13.16% | -12.80% |
| palimpsest | | |
| Jan 1, 2010 - Mar 31, 2010 | 96 | 5.70% |
| Oct 1, 2009 - Dec 31, 2009 | 104 | 6.15% |
| % Change | -7.69% | -7.31% |
| γκε μεταξουργειο | | |
| Jan 1, 2010 - Mar 31, 2010 | 51 | 3.03% |
| Oct 1, 2009 - Dec 31, 2009 | 10 | 0.59% |
| % Change | 410.00% | 412.12% |
| μελέτες φέροντος οργανισμού | | |

| | | | | | |
|----------------------------|---------|---------|----------------------------|---------|---------|
| Jan 1, 2010 - Mar 31, 2010 | 53 | 1.95% | Jan 1, 2010 - Mar 31, 2010 | 34 | 2.02% |
| Oct 1, 2009 - Dec 31, 2009 | 161 | 6.01% | Oct 1, 2009 - Dec 31, 2009 | 0 | 0.00% |
| % Change | -67.08% | -67.54% | % Change | 100.00% | 100.00% |




1,775 people visited this site

 **2,718 Visits**


Previous: 2,680 (1.42%)

 **1,775 Absolute Unique Visitors**

Previous: 1,720 (3.20%)

 **12,451 Pageviews**

Previous: 10,276 (21.17%)

 **4.58 Average Pageviews**

Previous: 3.83 (19.47%)

 **00:02:15 Time on Site**

Previous: 00:01:41 (32.70%)

 **58.06% Bounce Rate**

Previous: 63.40% (-8.42%)

 **61.92% New Visits**

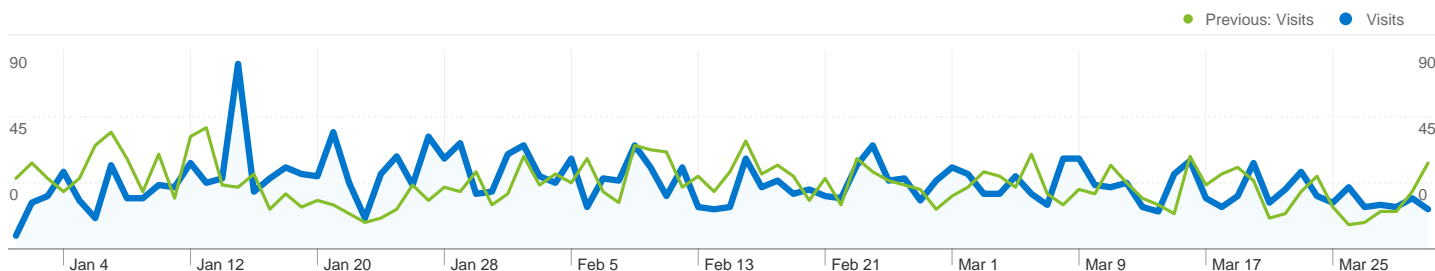
Previous: 61.27% (1.06%)

Technical Profile

| Browser | Visits | % visits | Connection Speed | Visits | % visits |
|----------------------------|--------|----------|----------------------------|--------|----------|
| Internet Explorer | | | DSL | | |
| Jan 1, 2010 - Mar 31, 2010 | 1,506 | 55.41% | Jan 1, 2010 - Mar 31, 2010 | 1,729 | 63.61% |
| Oct 1, 2009 - Dec 31, 2009 | 1,425 | 53.17% | Oct 1, 2009 - Dec 31, 2009 | 1,822 | 67.99% |
| % Change | 5.68% | 4.21% | % Change | -5.10% | -6.43% |
| Firefox | | | Unknown | | |
| Jan 1, 2010 - Mar 31, 2010 | 984 | 36.20% | Jan 1, 2010 - Mar 31, 2010 | 837 | 30.79% |
| Oct 1, 2009 - Dec 31, 2009 | 1,038 | 38.73% | Oct 1, 2009 - Dec 31, 2009 | 719 | 26.83% |
| % Change | -5.20% | -6.53% | % Change | 16.41% | 14.78% |

| Chrome | | |
|----------------------------|--------|--------|
| Jan 1, 2010 - Mar 31, 2010 | 102 | 3.75% |
| Oct 1, 2009 - Dec 31, 2009 | 88 | 3.28% |
| % Change | 15.91% | 14.29% |
| Safari | | |
| Jan 1, 2010 - Mar 31, 2010 | 91 | 3.35% |
| Oct 1, 2009 - Dec 31, 2009 | 96 | 3.58% |
| % Change | -5.21% | -6.53% |
| Opera | | |
| Jan 1, 2010 - Mar 31, 2010 | 31 | 1.14% |
| Oct 1, 2009 - Dec 31, 2009 | 23 | 0.86% |
| % Change | 34.78% | 32.90% |

| T1 | | |
|----------------------------|--------|---------|
| Jan 1, 2010 - Mar 31, 2010 | 80 | 2.94% |
| Oct 1, 2009 - Dec 31, 2009 | 70 | 2.61% |
| % Change | 14.29% | 12.69% |
| Cable | | |
| Jan 1, 2010 - Mar 31, 2010 | 43 | 1.58% |
| Oct 1, 2009 - Dec 31, 2009 | 31 | 1.16% |
| % Change | 38.71% | 36.77% |
| Dialup | | |
| Jan 1, 2010 - Mar 31, 2010 | 29 | 1.07% |
| Oct 1, 2009 - Dec 31, 2009 | 32 | 1.19% |
| % Change | -9.38% | -10.64% |

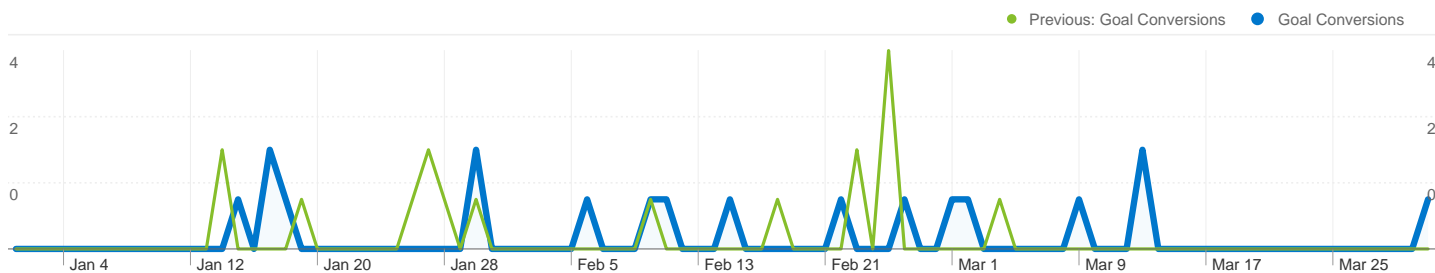


All traffic sources sent 2,718 visits via 60 sources and mediums

Site Usage

| | | | | | |
|---|---|---|---|---|-------------|
| Visits 2,718 Previous: 2,680 (1.42%) | Pages/Visit 4.58 Previous: 3.83 (19.47%) | Avg. Time on Site 00:02:15 Previous: 00:01:41 (32.70%) | % New Visits 61.99% Previous: 61.27% (1.18%) | Bounce Rate 58.06% Previous: 63.40% (-8.42%) | |
| Source/Medium | Visits | Pages/Visit | Avg. Time on Site | % New Visits | Bounce Rate |
| google / organic | | | | | |
| January 1, 2010 - March 31, 2010 | 1,575 | 3.87 | 00:01:23 | 68.38% | 62.73% |
| October 1, 2009 - December 31, 2009 | 1,592 | 3.13 | 00:01:09 | 66.39% | 69.60% |
| % Change | -1.07% | 23.43% | 19.59% | 2.99% | -9.87% |
| (direct) / (none) | | | | | |
| January 1, 2010 - March 31, 2010 | 458 | 4.57 | 00:01:39 | 53.71% | 55.46% |
| October 1, 2009 - December 31, 2009 | 413 | 5.51 | 00:02:45 | 54.00% | 48.18% |
| % Change | 10.90% | -17.00% | -39.82% | -0.52% | 15.10% |
| links.palimpsest.gr / referral | | | | | |
| January 1, 2010 - March 31, 2010 | 162 | 13.41 | 00:14:06 | 0.00% | 33.33% |
| October 1, 2009 - December 31, 2009 | 53 | 8.30 | 00:06:57 | 0.00% | 49.06% |
| % Change | 205.66% | 61.50% | 102.82% | 0.00% | -32.05% |
| greekarchitects.gr / referral | | | | | |
| January 1, 2010 - March 31, 2010 | 152 | 4.54 | 00:02:28 | 54.61% | 44.08% |
| October 1, 2009 - December 31, 2009 | 188 | 3.85 | 00:01:32 | 67.55% | 49.47% |
| % Change | -19.15% | 17.88% | 62.07% | -19.17% | -10.89% |
| partnerpage.google.com / referral | | | | | |
| January 1, 2010 - March 31, 2010 | 53 | 2.77 | 00:01:12 | 0.00% | 60.38% |
| October 1, 2009 - December 31, 2009 | 161 | 4.48 | 00:03:29 | 0.00% | 72.05% |
| % Change | -67.08% | -38.15% | -65.69% | 0.00% | -16.20% |
| bing / organic | | | | | |
| January 1, 2010 - March 31, 2010 | 48 | 2.85 | 00:00:50 | 89.58% | 64.58% |

| | | | | | |
|-------------------------------------|----------------|----------------|----------------|---------------|----------------|
| October 1, 2009 - December 31, 2009 | 54 | 1.76 | 00:00:28 | 98.15% | 72.22% |
| % Change | -11.11% | 62.24% | 78.48% | -8.73% | -10.58% |
| facebook.com / referral | | | | | |
| January 1, 2010 - March 31, 2010 | 37 | 8.97 | 00:04:00 | 78.38% | 29.73% |
| October 1, 2009 - December 31, 2009 | 35 | 8.74 | 00:03:05 | 77.14% | 37.14% |
| % Change | 5.71% | 2.63% | 29.62% | 1.60% | -19.96% |
| yahoo / organic | | | | | |
| January 1, 2010 - March 31, 2010 | 35 | 2.46 | 00:00:46 | 97.14% | 74.29% |
| October 1, 2009 - December 31, 2009 | 11 | 2.18 | 00:00:24 | 100.00% | 72.73% |
| % Change | 218.18% | 12.62% | 92.98% | -2.86% | 2.14% |
| images.google.gr / referral | | | | | |
| January 1, 2010 - March 31, 2010 | 27 | 1.74 | 00:00:14 | 96.30% | 55.56% |
| October 1, 2009 - December 31, 2009 | 16 | 2.56 | 00:00:23 | 100.00% | 37.50% |
| % Change | 68.75% | -32.07% | -39.44% | -3.70% | 48.15% |
| dir.forthnet.gr / referral | | | | | |
| January 1, 2010 - March 31, 2010 | 25 | 2.32 | 00:00:29 | 88.00% | 80.00% |
| October 1, 2009 - December 31, 2009 | 27 | 3.15 | 00:01:00 | 81.48% | 59.26% |
| % Change | -7.41% | -26.31% | -50.75% | 8.00% | 35.00% |
| 1 - 10 of 60 | | | | | |



Visitors completed 18 goal conversions

18 conversions, Goal 1: public folder

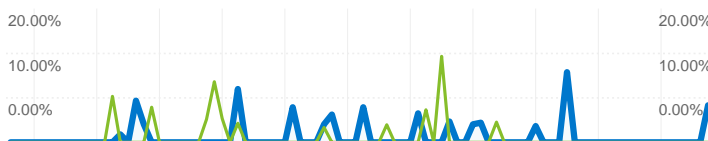
Previous: 15 (20.00%)

0 conversions, Goal 2: Guestbook sign in

Previous: 2 (-100.00%)

Goal Performance


Goal Conversion Rate



Goal Conversion Rate

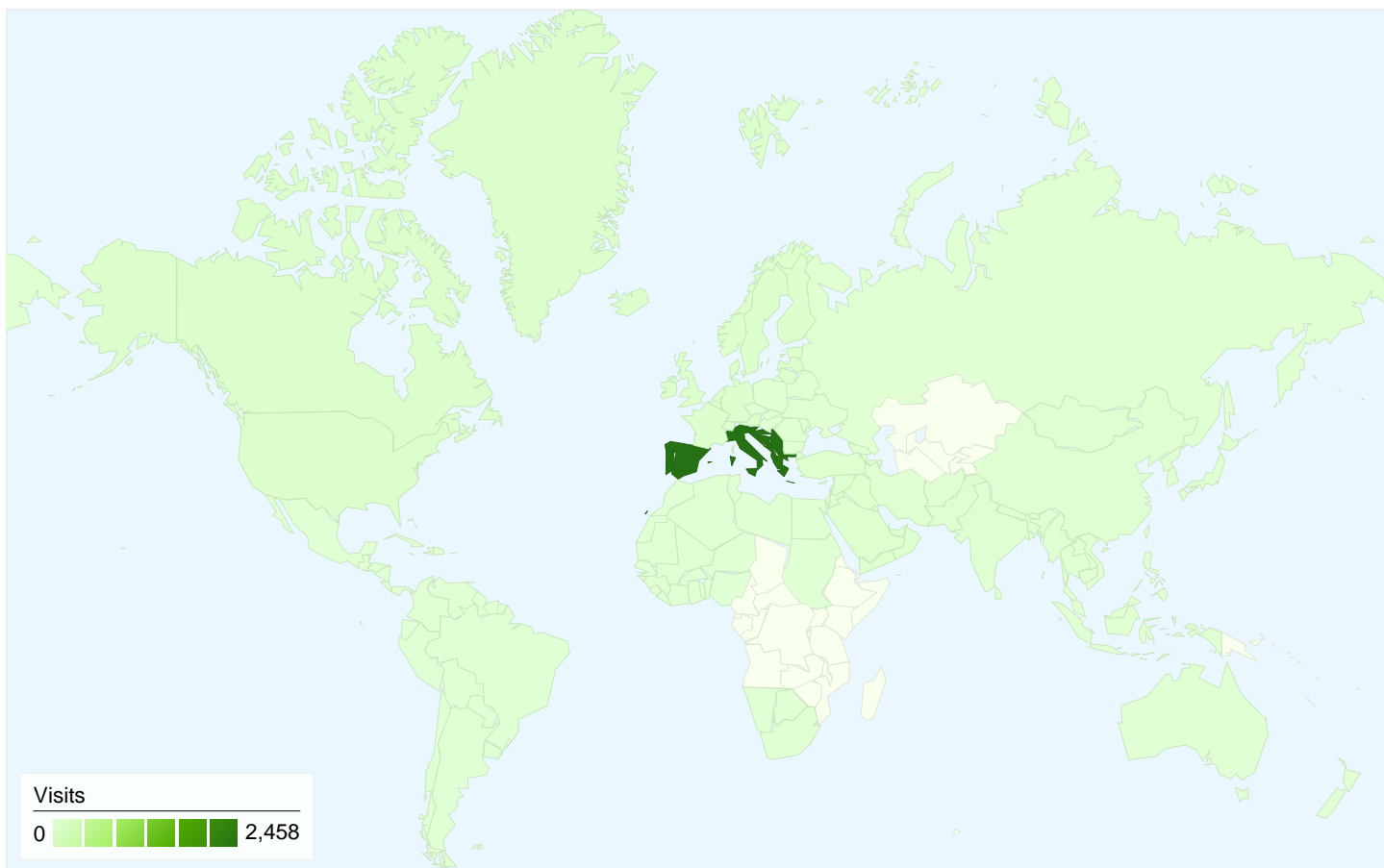
0.66%

Total Goal Value



Total Goal Value

€0.00

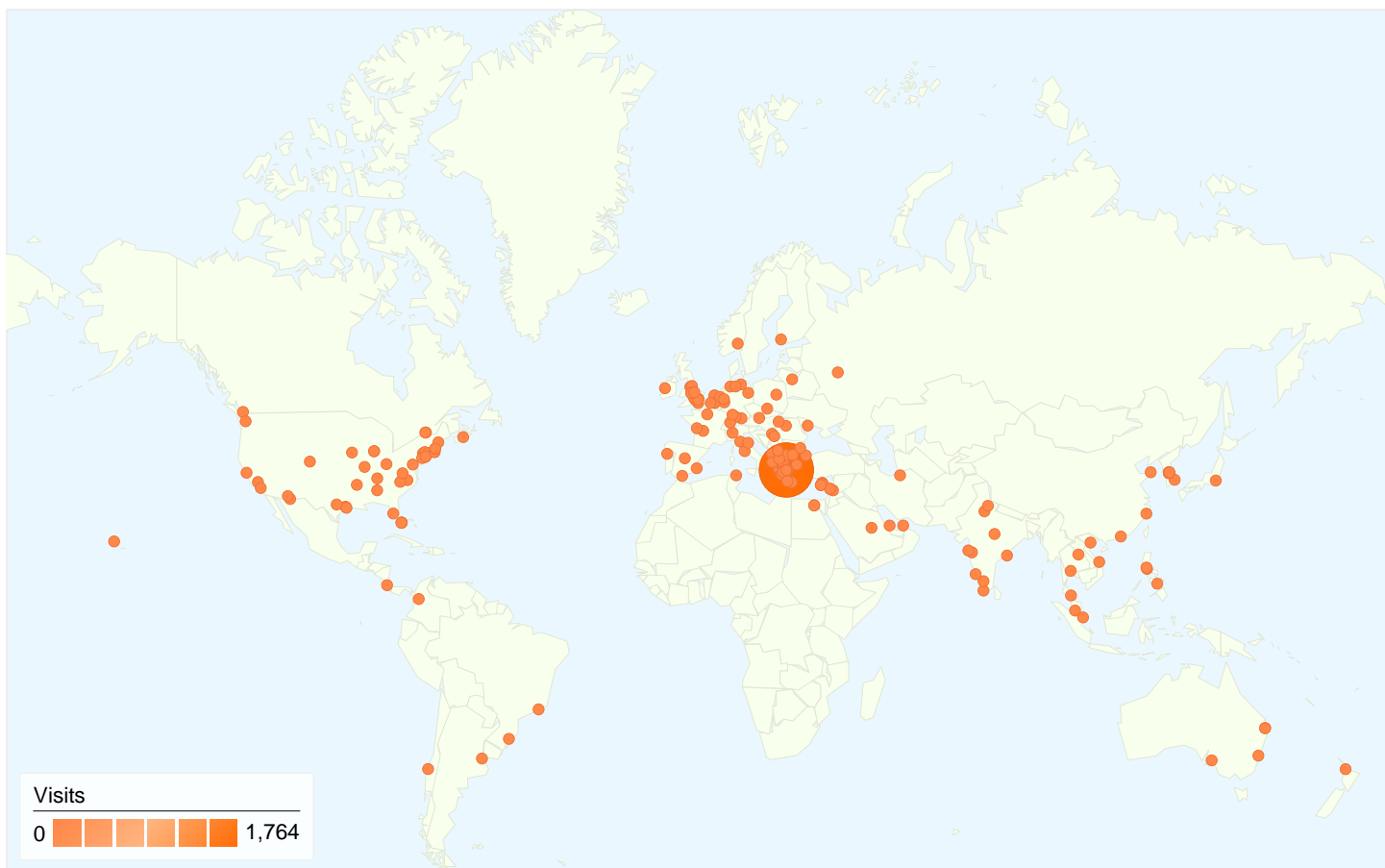


2,718 visits came from 17 sub continent regions

Site Usage

| Visits 2,718 Previous: 2,680 (1.42%) | Pages/Visit 4.58 Previous: 3.83 (19.47%) | Avg. Time on Site 00:02:15 Previous: 00:01:41 (32.70%) | % New Visits 61.99% Previous: 61.27% (1.18%) | Bounce Rate 58.06% Previous: 63.40% (-8.42%) | | |
|---|---|---|---|---|--------------|-------------|
| Sub Continent Region | | Visits | Pages/Visit | Avg. Time on Site | % New Visits | Bounce Rate |
| Southern Europe | | | | | | |
| January 1, 2010 - March 31, 2010 | | 2,458 | 4.63 | 00:02:18 | 59.28% | 58.22% |
| October 1, 2009 - December 31, 2009 | | 2,476 | 3.91 | 00:01:45 | 58.60% | 63.33% |
| % Change | | -0.73% | 18.38% | 31.36% | 1.15% | -8.07% |
| Northern America | | | | | | |
| January 1, 2010 - March 31, 2010 | | 59 | 3.97 | 00:01:02 | 93.22% | 54.24% |
| October 1, 2009 - December 31, 2009 | | 52 | 2.37 | 00:00:16 | 86.54% | 76.92% |
| % Change | | 13.46% | 67.67% | 286.27% | 7.72% | -29.49% |
| Northern Europe | | | | | | |
| January 1, 2010 - March 31, 2010 | | 44 | 5.91 | 00:02:19 | 84.09% | 45.45% |

| | | | | | |
|-------------------------------------|----------------|----------------|----------------|----------------|----------------|
| October 1, 2009 - December 31, 2009 | 38 | 4.53 | 00:01:14 | 92.11% | 63.16% |
| % Change | 15.79% | 30.55% | 88.12% | -8.70% | -28.03% |
| Western Europe | | | | | |
| January 1, 2010 - March 31, 2010 | 43 | 4.93 | 00:01:08 | 86.05% | 53.49% |
| October 1, 2009 - December 31, 2009 | 25 | 3.56 | 00:02:12 | 100.00% | 52.00% |
| % Change | 72.00% | 38.49% | -48.49% | -13.95% | 2.86% |
| Western Asia | | | | | |
| January 1, 2010 - March 31, 2010 | 39 | 2.56 | 00:02:34 | 82.05% | 66.67% |
| October 1, 2009 - December 31, 2009 | 40 | 2.70 | 00:01:00 | 97.50% | 65.00% |
| % Change | -2.50% | -5.03% | 157.20% | -15.84% | 2.56% |
| Southern Asia | | | | | |
| January 1, 2010 - March 31, 2010 | 16 | 2.56 | 00:01:54 | 87.50% | 56.25% |
| October 1, 2009 - December 31, 2009 | 11 | 1.55 | 00:00:09 | 100.00% | 81.82% |
| % Change | 45.45% | 65.81% | 1,112.14% | -12.50% | -31.25% |
| Eastern Asia | | | | | |
| January 1, 2010 - March 31, 2010 | 16 | 2.12 | 00:00:48 | 87.50% | 62.50% |
| October 1, 2009 - December 31, 2009 | 14 | 2.36 | 00:00:24 | 92.86% | 35.71% |
| % Change | 14.29% | -9.85% | 99.22% | -5.77% | 75.00% |
| Eastern Europe | | | | | |
| January 1, 2010 - March 31, 2010 | 12 | 1.25 | 00:00:03 | 83.33% | 75.00% |
| October 1, 2009 - December 31, 2009 | 7 | 2.14 | 00:00:32 | 85.71% | 42.86% |
| % Change | 71.43% | -41.67% | -89.49% | -2.78% | 75.00% |
| South-Eastern Asia | | | | | |
| January 1, 2010 - March 31, 2010 | 10 | 4.80 | 00:00:48 | 90.00% | 80.00% |
| October 1, 2009 - December 31, 2009 | 5 | 1.40 | 00:02:15 | 100.00% | 60.00% |
| % Change | 100.00% | 242.86% | -64.54% | -10.00% | 33.33% |
| South America | | | | | |
| January 1, 2010 - March 31, 2010 | 6 | 4.67 | 00:04:39 | 100.00% | 33.33% |
| October 1, 2009 - December 31, 2009 | 2 | 4.00 | 00:02:54 | 100.00% | 0.00% |
| % Change | 200.00% | 16.67% | 60.15% | 0.00% | 100.00% |
| 1 - 10 of 17 | | | | | |

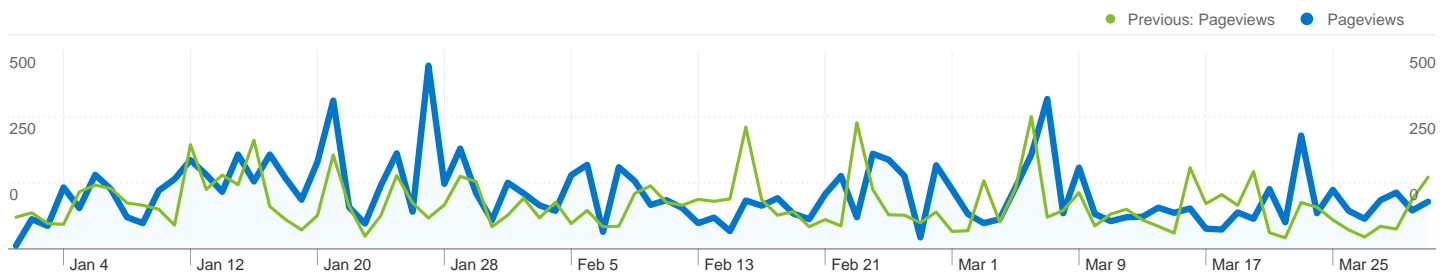


2,718 visits came from 331 cities

Site Usage

| Visits 2,718 Previous: 2,680 (1.42%) | Pages/Visit 4.58 Previous: 3.83 (19.47%) | Avg. Time on Site 00:02:15 Previous: 00:01:41 (32.70%) | % New Visits 61.99% Previous: 61.27% (1.18%) | Bounce Rate 58.06% Previous: 63.40% (-8.42%) | |
|---|---|---|---|---|-------------|
| City | Visits | Pages/Visit | Avg. Time on Site | % New Visits | Bounce Rate |
| Athens | | | | | |
| January 1, 2010 - March 31, 2010 | 1,764 | 4.22 | 00:01:51 | 58.39% | 58.96% |
| October 1, 2009 - December 31, 2009 | 1,753 | 3.60 | 00:01:36 | 52.99% | 64.80% |
| % Change | 0.63% | 17.27% | 14.86% | 10.18% | -9.02% |
| Chalandri | | | | | |
| January 1, 2010 - March 31, 2010 | 99 | 7.11 | 00:06:23 | 21.21% | 55.56% |
| October 1, 2009 - December 31, 2009 | 138 | 5.82 | 00:03:58 | 25.36% | 61.59% |
| % Change | -28.26% | 22.21% | 61.10% | -16.36% | -9.80% |
| Thessaloniki | | | | | |
| January 1, 2010 - March 31, 2010 | 84 | 3.76 | 00:01:54 | 83.33% | 46.43% |


| | | | | | |
|-------------------------------------|---------|---------|----------|---------|---------|
| October 1, 2009 - December 31, 2009 | 152 | 3.61 | 00:01:24 | 88.16% | 59.87% |
| % Change | -44.74% | 4.34% | 36.27% | -5.47% | -22.45% |
| Chalandri | | | | | |
| January 1, 2010 - March 31, 2010 | 81 | 7.96 | 00:05:41 | 28.40% | 53.09% |
| October 1, 2009 - December 31, 2009 | 0 | 0.00 | 00:00:00 | 0.00% | 0.00% |
| % Change | 100.00% | 100.00% | 100.00% | 100.00% | 100.00% |
| Thessaloniki | | | | | |
| January 1, 2010 - March 31, 2010 | 71 | 4.31 | 00:02:33 | 80.28% | 54.93% |
| October 1, 2009 - December 31, 2009 | 0 | 0.00 | 00:00:00 | 0.00% | 0.00% |
| % Change | 100.00% | 100.00% | 100.00% | 100.00% | 100.00% |
| Nea Ionia | | | | | |
| January 1, 2010 - March 31, 2010 | 47 | 11.74 | 00:06:32 | 21.28% | 55.32% |
| October 1, 2009 - December 31, 2009 | 0 | 0.00 | 00:00:00 | 0.00% | 0.00% |
| % Change | 100.00% | 100.00% | 100.00% | 100.00% | 100.00% |
| Nea Ionia | | | | | |
| January 1, 2010 - March 31, 2010 | 47 | 6.89 | 00:06:09 | 17.02% | 65.96% |
| October 1, 2009 - December 31, 2009 | 57 | 6.18 | 00:04:19 | 40.35% | 57.89% |
| % Change | -17.54% | 11.63% | 42.61% | -57.82% | 13.93% |
| Patrai | | | | | |
| January 1, 2010 - March 31, 2010 | 42 | 4.29 | 00:01:06 | 85.71% | 57.14% |
| October 1, 2009 - December 31, 2009 | 147 | 2.90 | 00:01:14 | 87.07% | 75.51% |
| % Change | -71.43% | 47.54% | -10.57% | -1.56% | -24.32% |
| Patrai | | | | | |
| January 1, 2010 - March 31, 2010 | 24 | 1.58 | 00:00:02 | 100.00% | 87.50% |
| October 1, 2009 - December 31, 2009 | 0 | 0.00 | 00:00:00 | 0.00% | 0.00% |
| % Change | 100.00% | 100.00% | 100.00% | 100.00% | 100.00% |
| Iraklion | | | | | |
| January 1, 2010 - March 31, 2010 | 20 | 3.80 | 00:02:01 | 85.00% | 55.00% |
| October 1, 2009 - December 31, 2009 | 38 | 8.79 | 00:02:09 | 73.68% | 36.84% |
| % Change | -47.37% | -56.77% | -6.56% | 15.36% | 49.29% |
| 1 - 10 of 331 | | | | | |



Pages on this site were viewed a total of 12,451 times

 **12,451** Pageviews

Previous: 10,276 (21.17%)

 **8,280** Unique Views

Previous: 7,265 (13.97%)

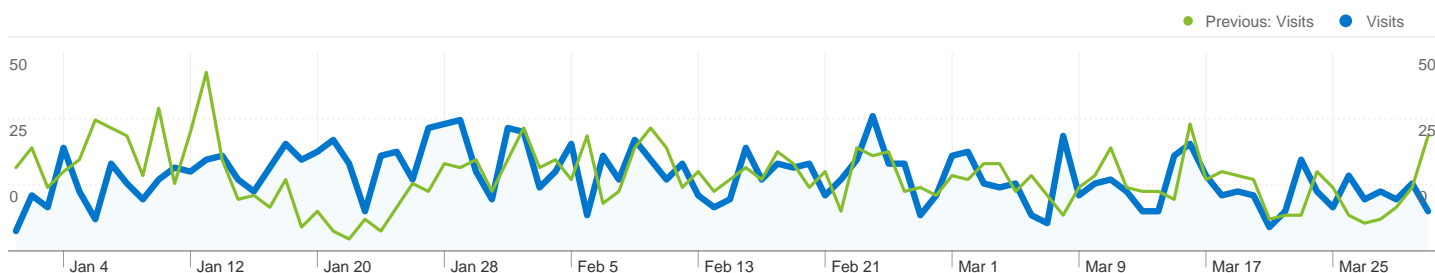
 **58.06%** Bounce Rate

Previous: 63.40% (-8.42%)

Top Content

| Pages | Pageviews | % Pageviews |
|---|-----------|-------------|
| www.palimpsest.gr/default.asp | | |
| Jan 1, 2010 - Mar 31, 2010 | 1,682 | 13.51% |
| Oct 1, 2009 - Dec 31, 2009 | 1,846 | 17.96% |
| % Change | -8.88% | -24.80% |
| www.palimpsest.gr/projects/el/38 | | |
| Jan 1, 2010 - Mar 31, 2010 | 492 | 3.95% |
| Oct 1, 2009 - Dec 31, 2009 | 246 | 2.39% |
| % Change | 100.00% | 65.06% |
| www.palimpsest.gr/cv/el/w/1 | | |
| Jan 1, 2010 - Mar 31, 2010 | 290 | 2.33% |
| Oct 1, 2009 - Dec 31, 2009 | 183 | 1.78% |
| % Change | 58.47% | 30.79% |
| www.palimpsest.gr/cv/el/d/1 | | |
| Jan 1, 2010 - Mar 31, 2010 | 275 | 2.21% |
| Oct 1, 2009 - Dec 31, 2009 | 194 | 1.89% |
| % Change | 41.75% | 16.99% |
| www.palimpsest.gr/projects/el/11 | | |

| | | |
|----------------------------|--------|--------|
| Jan 1, 2010 - Mar 31, 2010 | 275 | 2.21% |
| Oct 1, 2009 - Dec 31, 2009 | 185 | 1.80% |
| % Change | 48.65% | 22.68% |



Search sent 1,684 total visits via 1,326 keywords

Site Usage

| | | | | | |
|--|---|---|---|---|-------------|
| Visits 1,684 Previous: 1,691 (-0.41%) | Pages/Visit 3.81 Previous: 3.09 (23.22%) | Avg. Time on Site 00:01:22 Previous: 00:01:07 (21.85%) | % New Visits 69.89% Previous: 68.18% (2.51%) | Bounce Rate 63.00% Previous: 69.60% (-9.48%) | |
| Keyword | Visits | Pages/Visit | Avg. Time on Site | % New Visits | Bounce Rate |
| χρηστος κακλαμανης | | | | | |
| January 1, 2010 - March 31, 2010 | 180 | 1.86 | 00:00:27 | 4.44% | 84.44% |
| October 1, 2009 - December 31, 2009 | 52 | 1.42 | 00:00:35 | 7.69% | 80.77% |
| % Change | 246.15% | 30.39% | -22.49% | -42.22% | 4.55% |
| χρήστος κακλαμάνης | | | | | |
| January 1, 2010 - March 31, 2010 | 99 | 1.12 | 00:00:15 | 1.01% | 93.94% |
| October 1, 2009 - December 31, 2009 | 114 | 2.52 | 00:00:29 | 2.63% | 83.33% |
| % Change | -13.16% | -55.46% | -50.69% | -61.62% | 12.73% |
| palimpsest | | | | | |
| January 1, 2010 - March 31, 2010 | 96 | 5.64 | 00:02:12 | 30.21% | 60.42% |
| October 1, 2009 - December 31, 2009 | 104 | 2.89 | 00:00:54 | 19.23% | 75.00% |
| % Change | -7.69% | 94.71% | 147.30% | 57.08% | -19.44% |
| γек μεταξουργειο | | | | | |
| January 1, 2010 - March 31, 2010 | 51 | 8.35 | 00:02:31 | 96.08% | 17.65% |
| October 1, 2009 - December 31, 2009 | 10 | 6.10 | 00:01:32 | 100.00% | 60.00% |
| % Change | 410.00% | 36.93% | 64.74% | -3.92% | -70.59% |
| μελέτες φέροντος οργανισμού | | | | | |
| January 1, 2010 - March 31, 2010 | 34 | 1.12 | 00:00:30 | 0.00% | 94.12% |
| October 1, 2009 - December 31, 2009 | 0 | 0.00 | 00:00:00 | 0.00% | 0.00% |
| % Change | 100.00% | 100.00% | 100.00% | 0.00% | 100.00% |
| μουσειο αιγυπτου | | | | | |
| January 1, 2010 - March 31, 2010 | 30 | 2.40 | 00:01:24 | 93.33% | 43.33% |

| | | | | | |
|-------------------------------------|---------|---------|----------|---------|---------|
| October 1, 2009 - December 31, 2009 | 19 | 2.84 | 00:01:35 | 100.00% | 52.63% |
| % Change | 57.89% | -15.56% | -11.43% | -6.67% | -17.67% |
| οφεισ κατοικιων | | | | | |
| January 1, 2010 - March 31, 2010 | 28 | 6.14 | 00:02:25 | 89.29% | 39.29% |
| October 1, 2009 - December 31, 2009 | 27 | 5.19 | 00:01:00 | 88.89% | 55.56% |
| % Change | 3.70% | 18.47% | 141.67% | 0.45% | -29.29% |
| εμπορικη τραπεζα καταστηματα | | | | | |
| January 1, 2010 - March 31, 2010 | 25 | 1.44 | 00:00:07 | 100.00% | 68.00% |
| October 1, 2009 - December 31, 2009 | 30 | 1.27 | 00:00:08 | 96.67% | 86.67% |
| % Change | -16.67% | 13.68% | -7.06% | 3.45% | -21.54% |
| καταστηματα εμπορικης τραπεζας | | | | | |
| January 1, 2010 - March 31, 2010 | 23 | 1.13 | 00:00:02 | 91.30% | 86.96% |
| October 1, 2009 - December 31, 2009 | 30 | 1.33 | 00:00:10 | 96.67% | 80.00% |
| % Change | -23.33% | -15.22% | -85.03% | -5.55% | 8.70% |
| δικτυωματα | | | | | |
| January 1, 2010 - March 31, 2010 | 17 | 2.82 | 00:00:33 | 100.00% | 52.94% |
| October 1, 2009 - December 31, 2009 | 7 | 3.00 | 00:04:09 | 100.00% | 71.43% |
| % Change | 142.86% | -5.88% | -86.80% | 0.00% | -25.88% |
| 1 - 10 of 1,326 | | | | | |