

Site Usage

 **2,680 Visits**


Previous: 3,287 (-18.47%)

 **63.40% Bounce Rate**


Previous: 67.60% (-6.22%)

 **10,276 Pageviews**

Previous: 10,685 (-3.83%)

 **00:01:41 Avg. Time on Site**

Previous: 00:01:25 (19.62%)

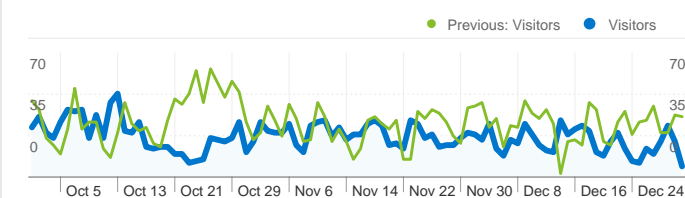
 **3.83 Pages/Visit**

Previous: 3.25 (17.95%)

 **61.27% % New Visits**

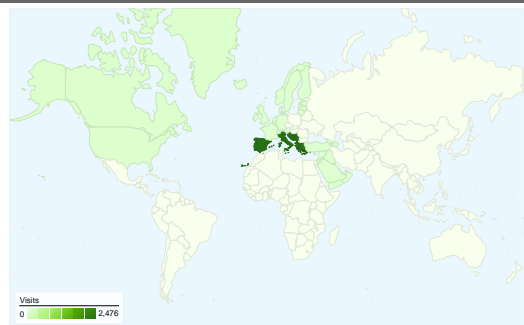
Previous: 72.68% (-15.70%)

Visitors Overview

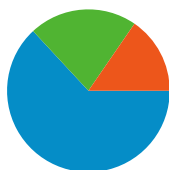


Visitors
1,720

Map Overlay world



Traffic Sources Overview



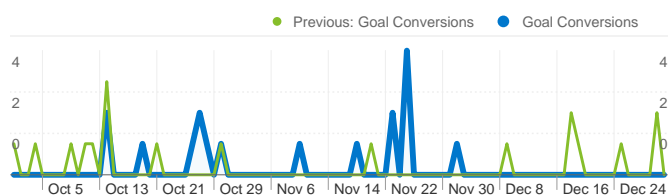
- **Search Engines**
1,691.00 (63.10%)
- **Referring Sites**
576.00 (21.49%)
- **Direct Traffic**
413.00 (15.41%)

Map Overlay world



All Traffic Sources		
Source/Medium	Visits	% visits
google / organic		
Oct 1, 2009 - Dec 31, 2009	1,592	59.40%
Jul 1, 2009 - Sep 30, 2009	2,363	71.89%
% Change	-32.63%	-17.37%
(direct) / (none)		
Oct 1, 2009 - Dec 31, 2009	413	15.41%
Jul 1, 2009 - Sep 30, 2009	255	7.76%
% Change	61.96%	98.64%
greekarchitects.gr / referral		
Oct 1, 2009 - Dec 31, 2009	188	7.01%
Jul 1, 2009 - Sep 30, 2009	125	3.80%
% Change	50.40%	84.46%
partnerpage.google.com / referral		
Oct 1, 2009 - Dec 31, 2009	161	6.01%
Jul 1, 2009 - Sep 30, 2009	248	7.54%
% Change	-35.08%	-20.38%
bing / organic		
Oct 1, 2009 - Dec 31, 2009	54	2.01%
Jul 1, 2009 - Sep 30, 2009	51	1.55%
% Change	5.88%	29.86%

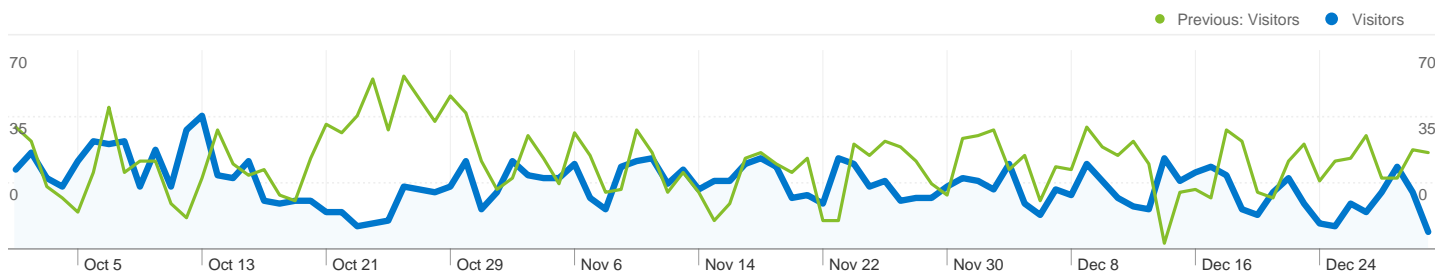
Goals Overview



Goal Conversions
17

Content Overview		
Pages	Pageviews	% Pageviews
www.palimpsest.gr/default.asp		
Oct 1, 2009 - Dec 31, 2009	1,846	17.96%
Jul 1, 2009 - Sep 30, 2009	1,471	13.77%
% Change	25.49%	30.49%
www.palimpsest.gr/projects/el/23		
Oct 1, 2009 - Dec 31, 2009	265	2.58%
Jul 1, 2009 - Sep 30, 2009	1,264	11.83%
% Change	-79.03%	-78.20%
www.palimpsest.gr/projects/el/38		
Oct 1, 2009 - Dec 31, 2009	246	2.39%
Jul 1, 2009 - Sep 30, 2009	253	2.37%
% Change	-2.77%	1.10%
www.palimpsest.gr/cv/el/d/1		
Oct 1, 2009 - Dec 31, 2009	194	1.89%
Jul 1, 2009 - Sep 30, 2009	133	1.24%
% Change	45.86%	51.67%
www.palimpsest.gr/projects/el/82		
Oct 1, 2009 - Dec 31, 2009	189	1.84%
Jul 1, 2009 - Sep 30, 2009	166	1.55%
% Change	13.86%	18.39%

Keywords		
Keyword	Visits	% visits
χρήστος κακλαμάνης		
Oct 1, 2009 - Dec 31, 2009	114	6.74%
Jul 1, 2009 - Sep 30, 2009	5	0.20%
% Change	2,180.00%	3,210.11%
palimpsest		
Oct 1, 2009 - Dec 31, 2009	104	6.15%
Jul 1, 2009 - Sep 30, 2009	18	0.73%
% Change	477.78%	738.82%
μουσείο πατράς		
Oct 1, 2009 - Dec 31, 2009	88	5.20%
Jul 1, 2009 - Sep 30, 2009	382	15.56%
% Change	-76.96%	-66.56%
elastic trusses		
Oct 1, 2009 - Dec 31, 2009	58	3.43%
Jul 1, 2009 - Sep 30, 2009	0	0.00%
% Change	100.00%	100.00%
ιδιωτικός χώρος μουσικής		
Oct 1, 2009 - Dec 31, 2009	52	3.08%
Jul 1, 2009 - Sep 30, 2009	0	0.00%
% Change	100.00%	100.00%



1,720 people visited this site

 **2,680 Visits**

Previous: 3,287 (-18.47%)

 **1,720 Absolute Unique Visitors**

Previous: 2,470 (-30.36%)

 **10,276 Pageviews**

Previous: 10,685 (-3.83%)

 **3.83 Average Pageviews**

Previous: 3.25 (17.95%)

 **00:01:41 Time on Site**

Previous: 00:01:25 (19.62%)

 **63.40% Bounce Rate**

Previous: 67.60% (-6.22%)

 **61.27% New Visits**

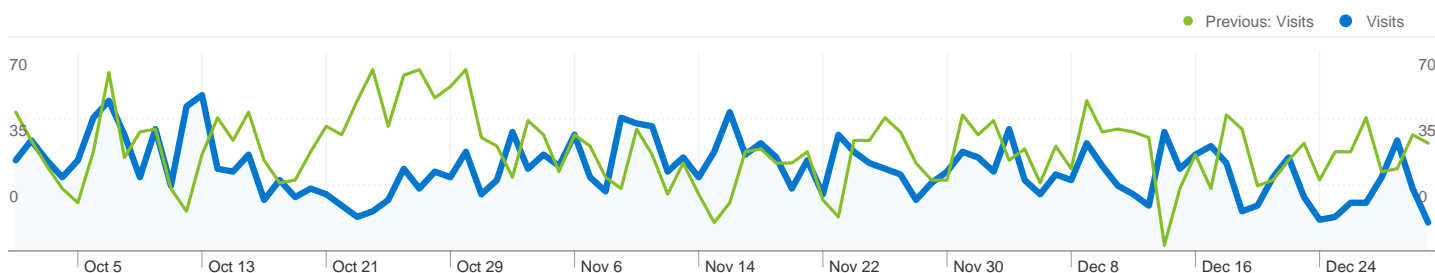
Previous: 72.68% (-15.70%)

Technical Profile

Browser	Visits	% visits	Connection Speed	Visits	% visits
Internet Explorer			DSL		
Oct 1, 2009 - Dec 31, 2009	1,425	53.17%	Oct 1, 2009 - Dec 31, 2009	1,822	67.99%
Jul 1, 2009 - Sep 30, 2009	1,874	57.01%	Jul 1, 2009 - Sep 30, 2009	1,849	56.25%
% Change	-23.96%	-6.74%	% Change	-1.46%	20.86%
Firefox			Unknown		
Oct 1, 2009 - Dec 31, 2009	1,038	38.73%	Oct 1, 2009 - Dec 31, 2009	719	26.83%
Jul 1, 2009 - Sep 30, 2009	1,218	37.06%	Jul 1, 2009 - Sep 30, 2009	1,254	38.15%
% Change	-14.78%	4.52%	% Change	-42.66%	-29.68%

Safari		
Oct 1, 2009 - Dec 31, 2009	96	3.58%
Jul 1, 2009 - Sep 30, 2009	78	2.37%
% Change	23.08%	50.95%
Chrome		
Oct 1, 2009 - Dec 31, 2009	88	3.28%
Jul 1, 2009 - Sep 30, 2009	81	2.46%
% Change	8.64%	33.25%
Opera		
Oct 1, 2009 - Dec 31, 2009	23	0.86%
Jul 1, 2009 - Sep 30, 2009	28	0.85%
% Change	-17.86%	0.75%

T1		
Oct 1, 2009 - Dec 31, 2009	70	2.61%
Jul 1, 2009 - Sep 30, 2009	84	2.56%
% Change	-16.67%	2.21%
Dialup		
Oct 1, 2009 - Dec 31, 2009	32	1.19%
Jul 1, 2009 - Sep 30, 2009	51	1.55%
% Change	-37.25%	-23.04%
Cable		
Oct 1, 2009 - Dec 31, 2009	31	1.16%
Jul 1, 2009 - Sep 30, 2009	38	1.16%
% Change	-18.42%	0.06%



All traffic sources sent a total of 2,680 visits



15.41% Direct Traffic

Previous: 7.76% (98.64%)



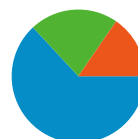
21.49% Referring Sites

Previous: 17.55% (22.44%)



63.10% Search Engines

Previous: 74.69% (-15.52%)



■ Search Engines
1,691.00 (63.10%)
■ Referring Sites
576.00 (21.49%)
■ Direct Traffic
413.00 (15.41%)

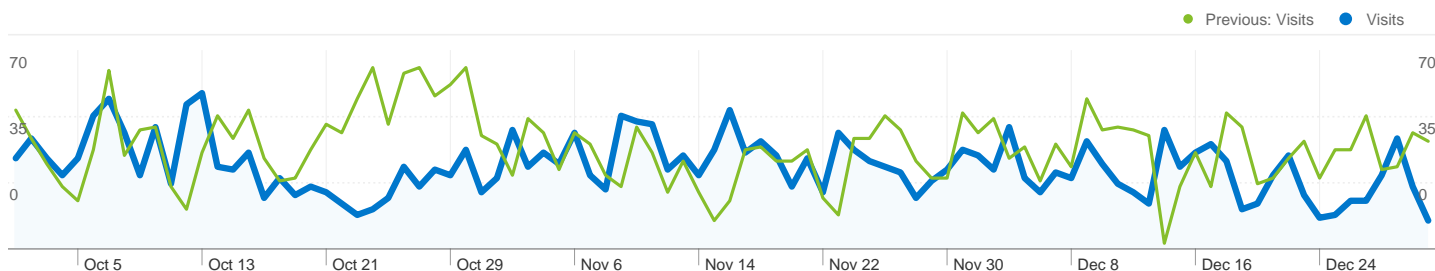
Top Traffic Sources

Sources	Visits	% visits
google (organic)		
Oct 1, 2009 - Dec 31, 2009	1,592	59.40%
Jul 1, 2009 - Sep 30, 2009	2,363	71.89%
% Change	-32.63%	-17.37%
(direct) ((none))		
Oct 1, 2009 - Dec 31, 2009	413	15.41%
Jul 1, 2009 - Sep 30, 2009	255	7.76%
% Change	61.96%	98.64%
greekarchitects.gr (referral)		
Oct 1, 2009 - Dec 31, 2009	188	7.01%
Jul 1, 2009 - Sep 30, 2009	125	3.80%
% Change	50.40%	84.46%
partnerpage.google.com (referral)		
Oct 1, 2009 - Dec 31, 2009	161	6.01%
Jul 1, 2009 - Sep 30, 2009	248	7.54%
% Change	-35.08%	-20.38%
bing (organic)		

Keywords	Visits	% visits
χρήστος κακλαμάνης		
Oct 1, 2009 - Dec 31, 2009	114	6.74%
Jul 1, 2009 - Sep 30, 2009	5	0.20%
% Change	2,180.00%	3,210.11%
palimpsest		
Oct 1, 2009 - Dec 31, 2009	104	6.15%
Jul 1, 2009 - Sep 30, 2009	18	0.73%
% Change	477.78%	738.82%
μουσειο πατρας		
Oct 1, 2009 - Dec 31, 2009	88	5.20%
Jul 1, 2009 - Sep 30, 2009	382	15.56%
% Change	-76.96%	-66.56%
elastic trusses		
Oct 1, 2009 - Dec 31, 2009	58	3.43%
Jul 1, 2009 - Sep 30, 2009	0	0.00%
% Change	100.00%	100.00%
ιδιωτικός χώρος μουσικής		

Oct 1, 2009 - Dec 31, 2009	54	2.01%
Jul 1, 2009 - Sep 30, 2009	51	1.55%
% Change	5.88%	29.86%

Oct 1, 2009 - Dec 31, 2009	52	3.08%
Jul 1, 2009 - Sep 30, 2009	0	0.00%
% Change	100.00%	100.00%



All traffic sources sent 2,680 visits via 62 sources and mediums

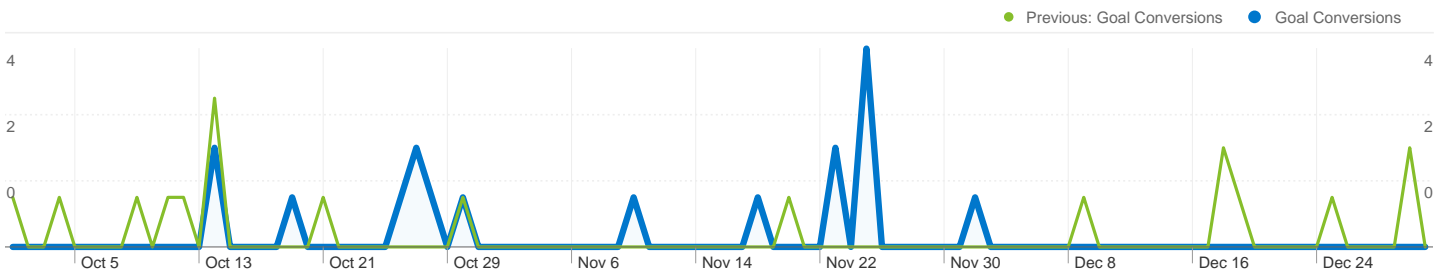
Site Usage

Visits 2,680 Previous: 3,287 (-18.47%)	Pages/Visit 3.83 Previous: 3.25 (17.95%)	Avg. Time on Site 00:01:41 Previous: 00:01:25 (19.62%)	% New Visits 61.27% Previous: 72.74% (-15.77%)	Bounce Rate 63.40% Previous: 67.60% (-6.22%)	
Source/Medium	Visits	Pages/Visit	Avg. Time on Site	% New Visits	Bounce Rate
google / organic					
October 1, 2009 - December 31, 2009	1,592	3.13	00:01:09	66.39%	69.60%
July 1, 2009 - September 30, 2009	2,363	2.63	00:00:54	82.10%	74.65%
% Change	-32.63%	19.22%	27.71%	-19.13%	-6.77%
(direct) / (none)					
October 1, 2009 - December 31, 2009	413	5.51	00:02:45	54.00%	48.18%
July 1, 2009 - September 30, 2009	255	4.43	00:01:50	57.65%	53.33%
% Change	61.96%	24.31%	49.68%	-6.33%	-9.65%
greekarchitects.gr / referral					
October 1, 2009 - December 31, 2009	188	3.85	00:01:32	67.55%	49.47%
July 1, 2009 - September 30, 2009	125	6.02	00:01:40	53.60%	40.80%
% Change	50.40%	-36.07%	-8.72%	26.03%	21.25%
partnerpage.google.com / referral					
October 1, 2009 - December 31, 2009	161	4.48	00:03:29	0.00%	72.05%
July 1, 2009 - September 30, 2009	248	5.22	00:05:49	1.21%	42.74%
% Change	-35.08%	-14.12%	-40.02%	-100.00%	68.57%
bing / organic					
October 1, 2009 - December 31, 2009	54	1.76	00:00:28	98.15%	72.22%
July 1, 2009 - September 30, 2009	51	4.65	00:01:27	94.12%	66.67%
% Change	5.88%	-62.14%	-67.70%	4.28%	8.33%
links.palimpsest.gr / referral					
October 1, 2009 - December 31, 2009	53	8.30	00:06:57	0.00%	49.06%

July 1, 2009 - September 30, 2009	0	0.00	00:00:00	0.00%	0.00%
% Change	100.00%	100.00%	100.00%	0.00%	100.00%
facebook.com / referral					
October 1, 2009 - December 31, 2009	35	8.74	00:03:05	77.14%	37.14%
July 1, 2009 - September 30, 2009	8	19.88	00:06:06	100.00%	25.00%
% Change	337.50%	-56.01%	-49.37%	-22.86%	48.57%
search / organic					
October 1, 2009 - December 31, 2009	34	3.50	00:00:30	94.12%	64.71%
July 1, 2009 - September 30, 2009	27	2.07	00:00:23	81.48%	70.37%
% Change	25.93%	68.75%	32.10%	15.51%	-8.05%
dir.forthnet.gr / referral					
October 1, 2009 - December 31, 2009	27	3.15	00:01:00	81.48%	59.26%
July 1, 2009 - September 30, 2009	20	4.55	00:00:52	90.00%	50.00%
% Change	35.00%	-30.81%	14.11%	-9.47%	18.52%
google.gr / referral					
October 1, 2009 - December 31, 2009	16	2.31	00:00:23	93.75%	56.25%
July 1, 2009 - September 30, 2009	13	2.00	00:00:30	92.31%	46.15%
% Change	23.08%	15.62%	-22.51%	1.56%	21.87%
1 - 10 of 62					

Goals Overview

Oct 1, 2009 - Dec 31, 2009
Comparing to: Jul 1, 2009 - Sep 30, 2009



Visitors completed 17 goal conversions

15 conversions, Goal 1: public folder

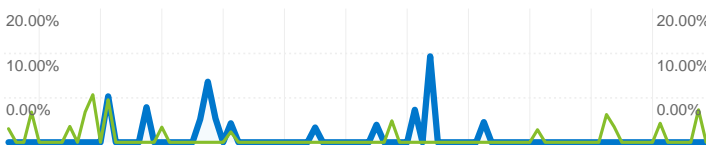
Previous: 15 (0.00%)

2 conversions, Goal 2: Guestbook sign in

Previous: 3 (-33.33%)

Goal Performance

Goal Conversion Rate

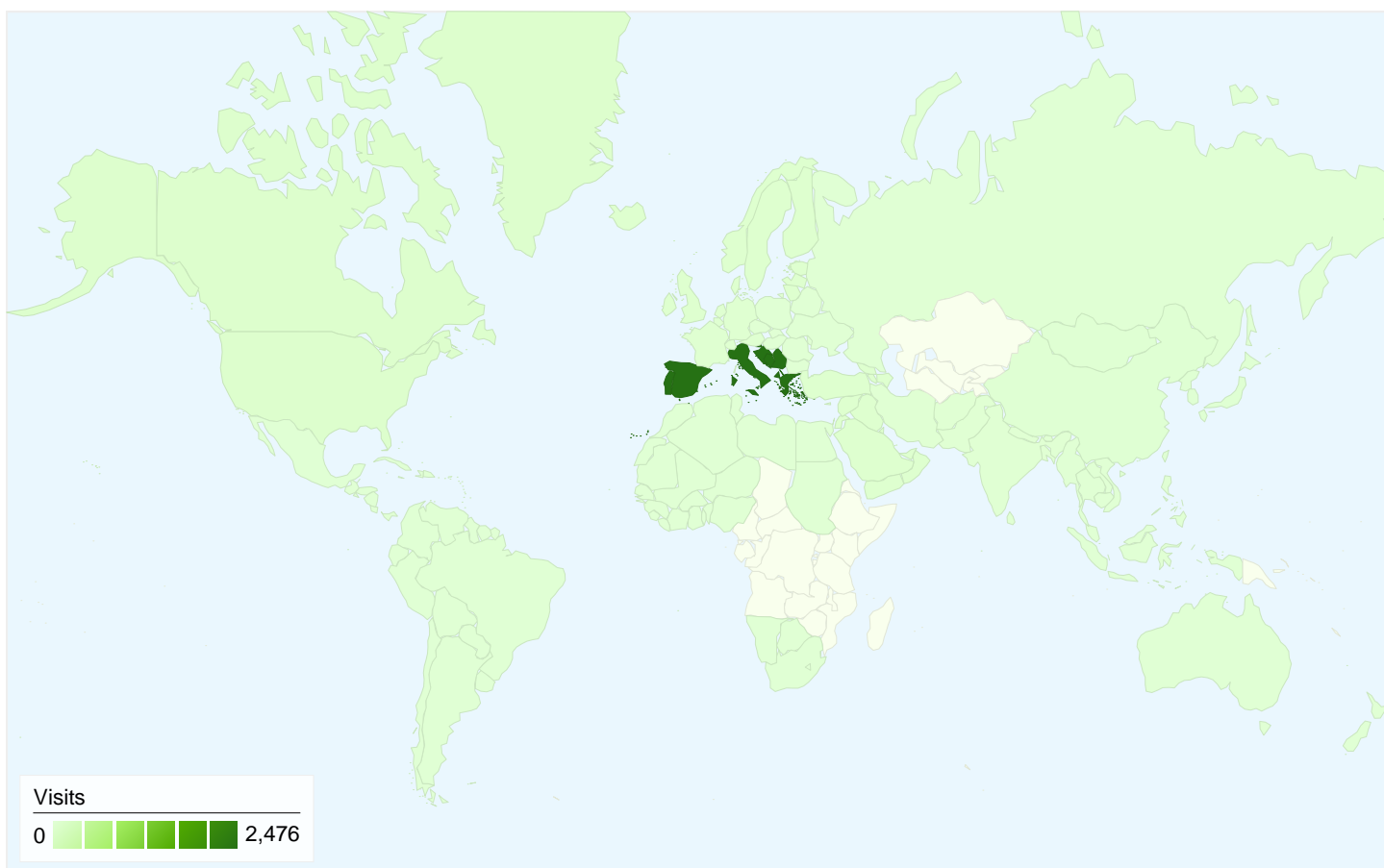


Goal Conversion Rate
0.63%

Total Goal Value



Total Goal Value
€0.00

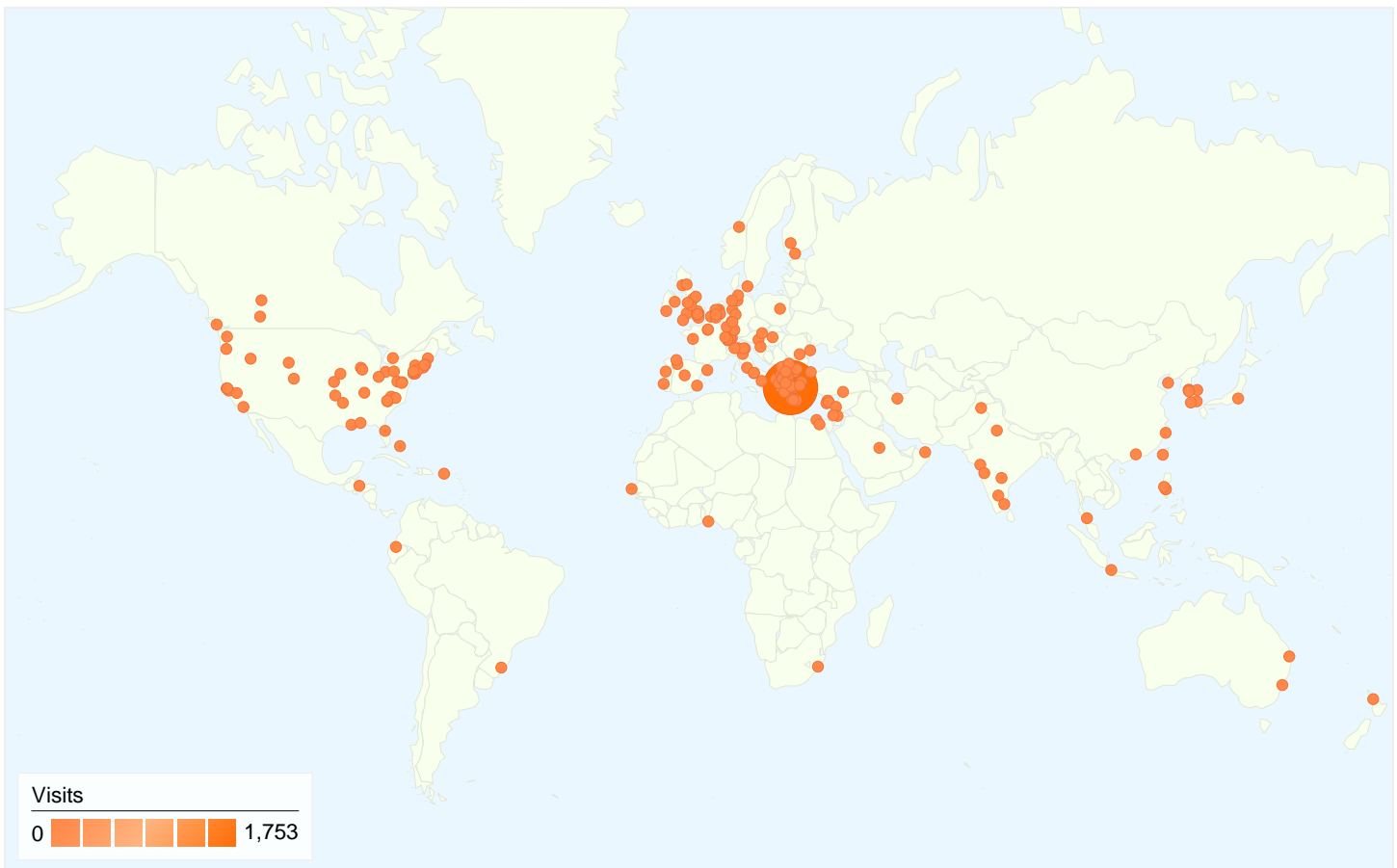


2,680 visits came from 17 sub continent regions

Site Usage

Visits 2,680 Previous: 3,287 (-18.47%)	Pages/Visit 3.83 Previous: 3.25 (17.95%)	Avg. Time on Site 00:01:41 Previous: 00:01:25 (19.62%)	% New Visits 61.27% Previous: 72.74% (-15.77%)	Bounce Rate 63.40% Previous: 67.60% (-6.22%)		
Sub Continent Region		Visits	Pages/Visit	Avg. Time on Site	% New Visits	Bounce Rate
Southern Europe						
October 1, 2009 - December 31, 2009		2,476	3.91	00:01:45	58.60%	63.33%
July 1, 2009 - September 30, 2009		3,013	3.21	00:01:26	71.62%	67.91%
% Change		-17.82%	21.76%	23.04%	-18.18%	-6.74%
Northern America						
October 1, 2009 - December 31, 2009		52	2.37	00:00:16	86.54%	76.92%
July 1, 2009 - September 30, 2009		53	4.75	00:01:00	100.00%	66.04%
% Change		-1.89%	-50.25%	-73.40%	-13.46%	16.48%
Western Asia						
October 1, 2009 - December 31, 2009		40	2.70	00:01:00	97.50%	65.00%

July 1, 2009 - September 30, 2009	43	2.95	00:01:13	81.40%	65.12%
% Change	-6.98%	-8.58%	-18.00%	19.79%	-0.18%
Northern Europe					
October 1, 2009 - December 31, 2009	38	4.53	00:01:14	92.11%	63.16%
July 1, 2009 - September 30, 2009	42	3.38	00:01:45	88.10%	59.52%
% Change	-9.52%	33.88%	-30.15%	4.55%	6.11%
Western Europe					
October 1, 2009 - December 31, 2009	25	3.56	00:02:12	100.00%	52.00%
July 1, 2009 - September 30, 2009	56	3.18	00:00:41	91.07%	69.64%
% Change	-55.36%	12.00%	224.03%	9.80%	-25.33%
Eastern Asia					
October 1, 2009 - December 31, 2009	14	2.36	00:00:24	92.86%	35.71%
July 1, 2009 - September 30, 2009	14	3.00	00:03:17	71.43%	42.86%
% Change	0.00%	-21.43%	-87.81%	30.00%	-16.67%
Southern Asia					
October 1, 2009 - December 31, 2009	11	1.55	00:00:09	100.00%	81.82%
July 1, 2009 - September 30, 2009	7	1.14	00:00:18	100.00%	85.71%
% Change	57.14%	35.23%	-47.98%	0.00%	-4.55%
Eastern Europe					
October 1, 2009 - December 31, 2009	7	2.14	00:00:32	85.71%	42.86%
July 1, 2009 - September 30, 2009	22	5.14	00:02:04	81.82%	54.55%
% Change	-68.18%	-58.28%	-74.48%	4.76%	-21.43%
South-Eastern Asia					
October 1, 2009 - December 31, 2009	5	1.40	00:02:15	100.00%	60.00%
July 1, 2009 - September 30, 2009	6	4.67	00:00:56	100.00%	66.67%
% Change	-16.67%	-70.00%	141.43%	0.00%	-10.00%
Australia and New Zealand					
October 1, 2009 - December 31, 2009	4	1.25	00:00:02	100.00%	75.00%
July 1, 2009 - September 30, 2009	3	4.00	00:03:14	100.00%	33.33%
% Change	33.33%	-68.75%	-98.84%	0.00%	125.00%
1 - 10 of 17					

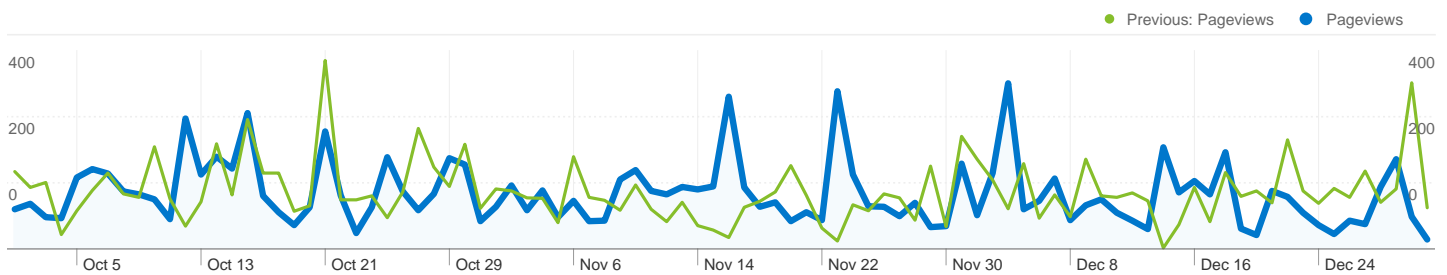


2,680 visits came from 302 cities

Site Usage

Visits 2,680 Previous: 3,287 (-18.47%)	Pages/Visit 3.83 Previous: 3.25 (17.95%)	Avg. Time on Site 00:01:41 Previous: 00:01:25 (19.62%)	% New Visits 61.27% Previous: 72.74% (-15.77%)	Bounce Rate 63.40% Previous: 67.60% (-6.22%)	
City	Visits	Pages/Visit	Avg. Time on Site	% New Visits	Bounce Rate
Athens					
October 1, 2009 - December 31, 2009	1,753	3.60	00:01:36	52.99%	64.80%
July 1, 2009 - September 30, 2009	1,918	3.43	00:01:38	66.84%	67.00%
% Change	-8.60%	4.82%	-1.67%	-20.71%	-3.27%
Thessaloniki					
October 1, 2009 - December 31, 2009	152	3.61	00:01:24	88.16%	59.87%
July 1, 2009 - September 30, 2009	163	3.54	00:01:27	87.12%	63.19%
% Change	-6.75%	1.85%	-3.26%	1.20%	-5.26%
Patrai					
October 1, 2009 - December 31, 2009	147	2.90	00:01:14	87.07%	75.51%

July 1, 2009 - September 30, 2009	489	1.78	00:00:41	92.23%	78.53%
% Change	-69.94%	63.27%	82.01%	-5.59%	-3.84%
Chalandri					
October 1, 2009 - December 31, 2009	138	5.82	00:03:58	25.36%	61.59%
July 1, 2009 - September 30, 2009	97	3.19	00:01:55	28.87%	57.73%
% Change	42.27%	82.66%	105.87%	-12.14%	6.69%
Nea Ionia					
October 1, 2009 - December 31, 2009	57	6.18	00:04:19	40.35%	57.89%
July 1, 2009 - September 30, 2009	90	3.80	00:01:16	31.11%	68.89%
% Change	-36.67%	62.51%	241.61%	29.70%	-15.96%
Iraklion					
October 1, 2009 - December 31, 2009	38	8.79	00:02:09	73.68%	36.84%
July 1, 2009 - September 30, 2009	29	5.41	00:02:40	96.55%	51.72%
% Change	31.03%	62.35%	-18.92%	-23.68%	-28.77%
Nicosia					
October 1, 2009 - December 31, 2009	26	2.73	00:00:20	96.15%	73.08%
July 1, 2009 - September 30, 2009	29	3.24	00:01:34	86.21%	58.62%
% Change	-10.34%	-15.75%	-79.22%	11.54%	24.66%
Volos					
October 1, 2009 - December 31, 2009	24	2.62	00:00:32	79.17%	58.33%
July 1, 2009 - September 30, 2009	18	1.78	00:00:11	94.44%	72.22%
% Change	33.33%	47.66%	189.45%	-16.18%	-19.23%
Ioannina					
October 1, 2009 - December 31, 2009	23	2.78	00:00:53	100.00%	43.48%
July 1, 2009 - September 30, 2009	15	2.33	00:01:21	93.33%	80.00%
% Change	53.33%	19.25%	-35.16%	7.14%	-45.65%
London					
October 1, 2009 - December 31, 2009	20	6.85	00:01:59	85.00%	60.00%
July 1, 2009 - September 30, 2009	17	4.65	00:01:57	94.12%	52.94%
% Change	17.65%	47.41%	1.29%	-9.69%	13.33%
1 - 10 of 302					



Pages on this site were viewed a total of 10,276 times

 **10,276 Pageviews**

Previous: 10,685 (-3.83%)

 **7,265 Unique Views**

Previous: 7,485 (-2.94%)

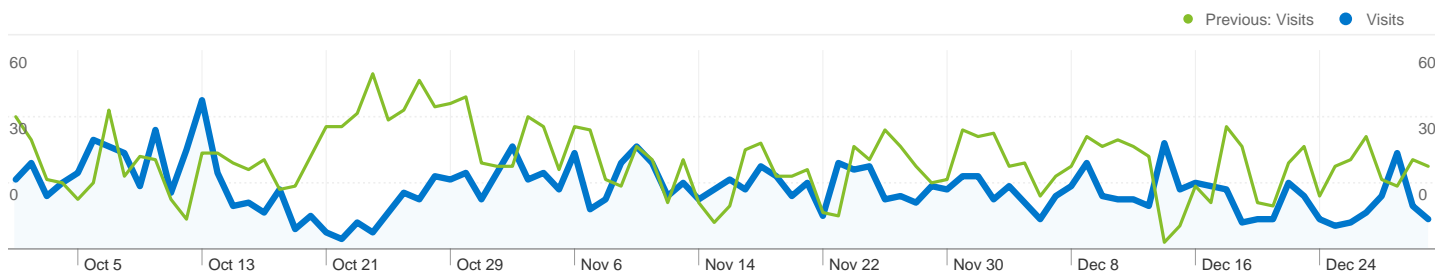
 **63.40% Bounce Rate**

Previous: 67.60% (-6.22%)

Top Content

Pages	Pageviews	% Pageviews
www.palimpsest.gr/default.asp		
Oct 1, 2009 - Dec 31, 2009	1,846	17.96%
Jul 1, 2009 - Sep 30, 2009	1,471	13.77%
% Change	25.49%	30.49%
www.palimpsest.gr/projects/el/23		
Oct 1, 2009 - Dec 31, 2009	265	2.58%
Jul 1, 2009 - Sep 30, 2009	1,264	11.83%
% Change	-79.03%	-78.20%
www.palimpsest.gr/projects/el/38		
Oct 1, 2009 - Dec 31, 2009	246	2.39%
Jul 1, 2009 - Sep 30, 2009	253	2.37%
% Change	-2.77%	1.10%
www.palimpsest.gr/cv/el/d/1		
Oct 1, 2009 - Dec 31, 2009	194	1.89%
Jul 1, 2009 - Sep 30, 2009	133	1.24%
% Change	45.86%	51.67%
www.palimpsest.gr/projects/el/82		

Oct 1, 2009 - Dec 31, 2009	189	1.84%
Jul 1, 2009 - Sep 30, 2009	166	1.55%
% Change	13.86%	18.39%



Search sent 1,691 total visits via 1,284 keywords

Site Usage

Visits 1,691 Previous: 2,455 (-31.12%)	Pages/Visit 3.09 Previous: 2.67 (15.89%)	Avg. Time on Site 00:01:07 Previous: 00:00:54 (23.08%)	% New Visits 68.18% Previous: 82.44% (-17.30%)	Bounce Rate 69.60% Previous: 74.50% (-6.57%)	
Keyword	Visits	Pages/Visit	Avg. Time on Site	% New Visits	Bounce Rate
χρήστος κακλαμάνης					
October 1, 2009 - December 31, 2009	114	2.52	00:00:29	2.63%	83.33%
July 1, 2009 - September 30, 2009	5	2.00	00:00:41	60.00%	60.00%
% Change	2,180.00%	25.88%	-28.55%	-95.61%	38.89%
palimpsest					
October 1, 2009 - December 31, 2009	104	2.89	00:00:54	19.23%	75.00%
July 1, 2009 - September 30, 2009	18	5.11	00:01:42	83.33%	61.11%
% Change	477.78%	-43.37%	-47.29%	-76.92%	22.73%
μουσειο πατρας					
October 1, 2009 - December 31, 2009	88	1.77	00:00:33	94.32%	82.95%
July 1, 2009 - September 30, 2009	382	1.58	00:00:30	92.67%	81.41%
% Change	-76.96%	12.30%	10.37%	1.78%	1.89%
elastic trusses					
October 1, 2009 - December 31, 2009	58	1.12	00:00:29	0.00%	94.83%
July 1, 2009 - September 30, 2009	0	0.00	00:00:00	0.00%	0.00%
% Change	100.00%	100.00%	100.00%	0.00%	100.00%
ιδιωτικός χώρος μουσικής					
October 1, 2009 - December 31, 2009	52	1.25	00:01:05	0.00%	88.46%
July 1, 2009 - September 30, 2009	0	0.00	00:00:00	0.00%	0.00%
% Change	100.00%	100.00%	100.00%	0.00%	100.00%
χρηστος κακλαμανης					
October 1, 2009 - December 31, 2009	52	1.42	00:00:35	7.69%	80.77%

July 1, 2009 - September 30, 2009	3	20.00	00:04:18	66.67%	0.00%
% Change	1,633.33%	-92.88%	-86.60%	-88.46%	100.00%
εμπορική τραπεζα καταστηματα					
October 1, 2009 - December 31, 2009	30	1.27	00:00:08	96.67%	86.67%
July 1, 2009 - September 30, 2009	114	1.39	00:00:12	100.00%	83.33%
% Change	-73.68%	-9.18%	-34.10%	-3.33%	4.00%
καταστηματα εμπορικησ τραπεζασ					
October 1, 2009 - December 31, 2009	30	1.33	00:00:10	96.67%	80.00%
July 1, 2009 - September 30, 2009	66	1.29	00:00:04	100.00%	86.36%
% Change	-54.55%	3.53%	130.58%	-3.33%	-7.37%
anaplasia km					
October 1, 2009 - December 31, 2009	29	1.10	00:00:25	0.00%	96.55%
July 1, 2009 - September 30, 2009	0	0.00	00:00:00	0.00%	0.00%
% Change	100.00%	100.00%	100.00%	0.00%	100.00%
οψεις κατοικιων					
October 1, 2009 - December 31, 2009	27	5.19	00:01:00	88.89%	55.56%
July 1, 2009 - September 30, 2009	20	4.70	00:04:04	95.00%	55.00%
% Change	35.00%	10.32%	-75.31%	-6.43%	1.01%
1 - 10 of 1,284					