

Site Usage

 **3,287 Visits**


Previous: 2,540 (29.41%)

 **67.60% Bounce Rate**

Previous: 61.77% (9.43%)

 **10,685 Pageviews**

Previous: 9,513 (12.32%)

 **00:01:25 Avg. Time on Site**

Previous: 00:01:23 (2.09%)

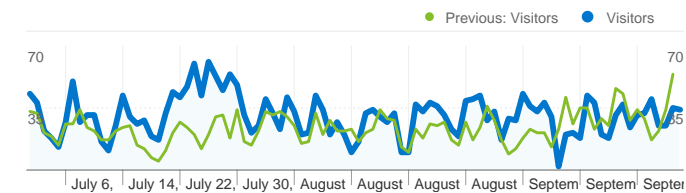
 **3.25 Pages/Visit**

Previous: 3.75 (-13.21%)

 **72.68% % New Visits**

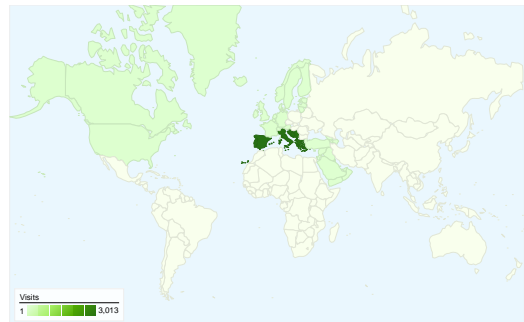
Previous: 69.57% (4.48%)

Visitors Overview

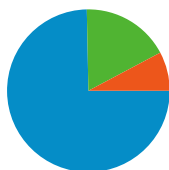


Visitors
2,470

Map Overlay world



Traffic Sources Overview



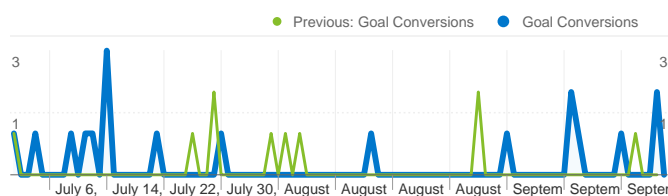
- **Search Engines**
2,455.00 (74.69%)
- **Referring Sites**
577.00 (17.55%)
- **Direct Traffic**
255.00 (7.76%)

Map Overlay world



All Traffic Sources		
Source/Medium	Visits	% visits
google / organic		
Jul 1, 2009 - Sep 30, 2009	2,363	71.89%
Apr 1, 2009 - Jun 30, 2009	1,724	67.87%
% Change	37.06%	5.92%
(direct) / (none)		
Jul 1, 2009 - Sep 30, 2009	255	7.76%
Apr 1, 2009 - Jun 30, 2009	314	12.36%
% Change	-18.79%	-37.25%
partnerpage.google.com / referral		
Jul 1, 2009 - Sep 30, 2009	248	7.54%
Apr 1, 2009 - Jun 30, 2009	76	2.99%
% Change	226.32%	152.16%
greekarchitects.gr / referral		
Jul 1, 2009 - Sep 30, 2009	125	3.80%
Apr 1, 2009 - Jun 30, 2009	188	7.40%
% Change	-33.51%	-48.62%
bing / organic		
Jul 1, 2009 - Sep 30, 2009	51	1.55%
Apr 1, 2009 - Jun 30, 2009	15	0.59%
% Change	240.00%	162.73%

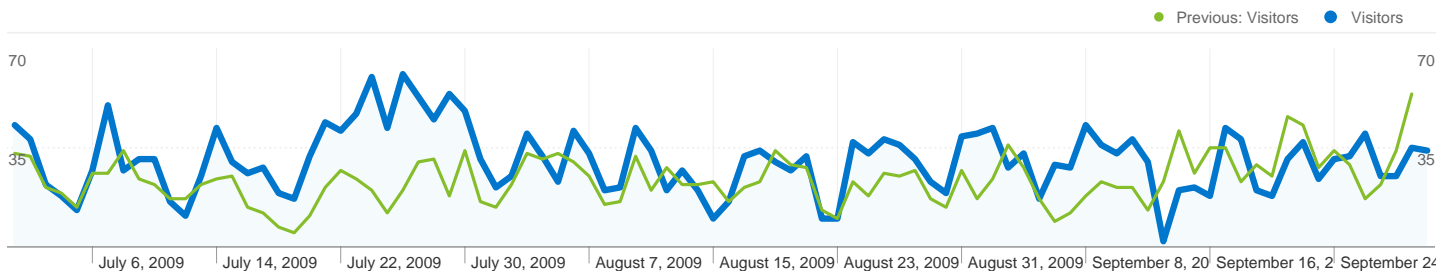
Goals Overview



Goal Conversions
18

Content Overview		
Pages	Pageviews	% Pageviews
www.palimpsest.gr/default.asp		
Jul 1, 2009 - Sep 30, 2009	1,471	13.77%
Apr 1, 2009 - Jun 30, 2009	1,226	12.89%
% Change	19.98%	6.82%
www.palimpsest.gr/projects/el/23		
Jul 1, 2009 - Sep 30, 2009	1,264	11.83%
Apr 1, 2009 - Jun 30, 2009	345	3.63%
% Change	266.38%	226.19%
www.palimpsest.gr/projects/el/44		
Jul 1, 2009 - Sep 30, 2009	317	2.97%
Apr 1, 2009 - Jun 30, 2009	320	3.36%
% Change	-0.94%	-11.80%
www.palimpsest.gr/projects/el/38		
Jul 1, 2009 - Sep 30, 2009	253	2.37%
Apr 1, 2009 - Jun 30, 2009	272	2.86%
% Change	-6.99%	-17.19%
www.palimpsest.gr/cv/el/w/1		
Jul 1, 2009 - Sep 30, 2009	182	1.70%
Apr 1, 2009 - Jun 30, 2009	141	1.48%
% Change	29.08%	14.92%

Keywords		
Keyword	Visits	% visits
μουσειο πατρας		
Jul 1, 2009 - Sep 30, 2009	382	15.56%
Apr 1, 2009 - Jun 30, 2009	59	3.25%
% Change	547.46%	378.14%
μουσειο πατρων		
Jul 1, 2009 - Sep 30, 2009	159	6.48%
Apr 1, 2009 - Jun 30, 2009	32	1.77%
% Change	396.88%	266.94%
yannis kaklamanis		
Jul 1, 2009 - Sep 30, 2009	116	4.73%
Apr 1, 2009 - Jun 30, 2009	4	0.22%
% Change	2,800.00%	2,041.63%
εμπορικη τραπεζα καταστηματα		
Jul 1, 2009 - Sep 30, 2009	114	4.64%
Apr 1, 2009 - Jun 30, 2009	127	7.00%
% Change	-10.24%	-33.71%
μουσειο πατρας		
Jul 1, 2009 - Sep 30, 2009	104	4.24%
Apr 1, 2009 - Jun 30, 2009	18	0.99%
% Change	477.78%	326.68%



2,470 people visited this site

 **3,287 Visits**

Previous: 2,540 (29.41%)

 **2,470 Absolute Unique Visitors**

Previous: 1,836 (34.53%)

 **10,685 Pageviews**

Previous: 9,513 (12.32%)

 **3.25 Average Pageviews**

Previous: 3.75 (-13.21%)

 **00:01:25 Time on Site**

Previous: 00:01:23 (2.09%)

 **67.60% Bounce Rate**

Previous: 61.77% (9.43%)

 **72.68% New Visits**

Previous: 69.57% (4.48%)

Technical Profile

Browser	Visits	% visits	Connection Speed	Visits	% visits
Internet Explorer			DSL		
Jul 1, 2009 - Sep 30, 2009	1,874	57.01%	Jul 1, 2009 - Sep 30, 2009	1,849	56.25%
Apr 1, 2009 - Jun 30, 2009	1,630	64.17%	Apr 1, 2009 - Jun 30, 2009	1,517	59.72%
% Change	14.97%	-11.16%	% Change	21.89%	-5.81%
Firefox			Unknown		
Jul 1, 2009 - Sep 30, 2009	1,218	37.06%	Jul 1, 2009 - Sep 30, 2009	1,254	38.15%
Apr 1, 2009 - Jun 30, 2009	779	30.67%	Apr 1, 2009 - Jun 30, 2009	858	33.78%
% Change	56.35%	20.82%	% Change	46.15%	12.94%

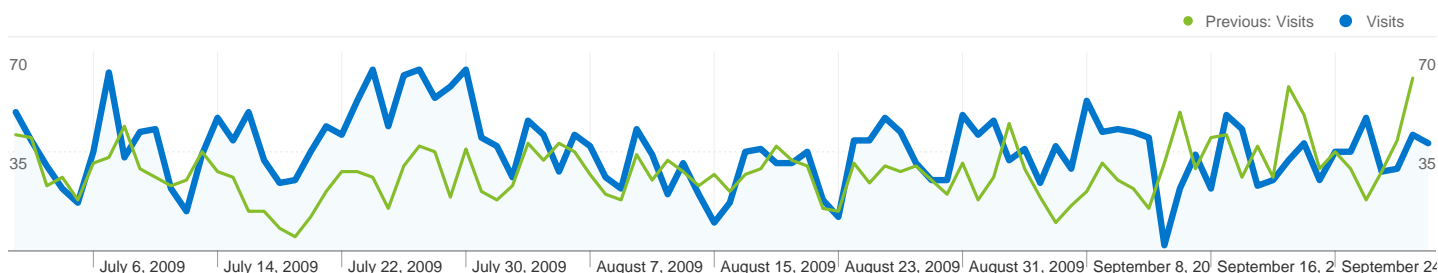
Chrome		
Jul 1, 2009 - Sep 30, 2009	81	2.46%
Apr 1, 2009 - Jun 30, 2009	39	1.54%
% Change	107.69%	60.49%
Safari		
Jul 1, 2009 - Sep 30, 2009	78	2.37%
Apr 1, 2009 - Jun 30, 2009	55	2.17%
% Change	41.82%	9.59%
Opera		
Jul 1, 2009 - Sep 30, 2009	28	0.85%
Apr 1, 2009 - Jun 30, 2009	28	1.10%
% Change	0.00%	-22.73%

T1		
Jul 1, 2009 - Sep 30, 2009	84	2.56%
Apr 1, 2009 - Jun 30, 2009	95	3.74%
% Change	-11.58%	-31.67%
Dialup		
Jul 1, 2009 - Sep 30, 2009	51	1.55%
Apr 1, 2009 - Jun 30, 2009	40	1.57%
% Change	27.50%	-1.48%
Cable		
Jul 1, 2009 - Sep 30, 2009	38	1.16%
Apr 1, 2009 - Jun 30, 2009	27	1.06%
% Change	40.74%	8.76%

Traffic Sources Overview

Jul 1, 2009 - Sep 30, 2009

Comparing to: Apr 1, 2009 - Jun 30, 2009



All traffic sources sent a total of 3,287 visits

7.76% Direct Traffic

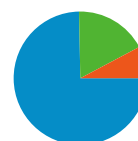
Previous: 12.36% (-37.25%)

17.55% Referring Sites

Previous: 16.26% (7.96%)

74.69% Search Engines

Previous: 71.38% (4.64%)



■ **Search Engines**
2,455.00 (74.69%)

■ **Referring Sites**
577.00 (17.55%)

■ **Direct Traffic**
255.00 (7.76%)

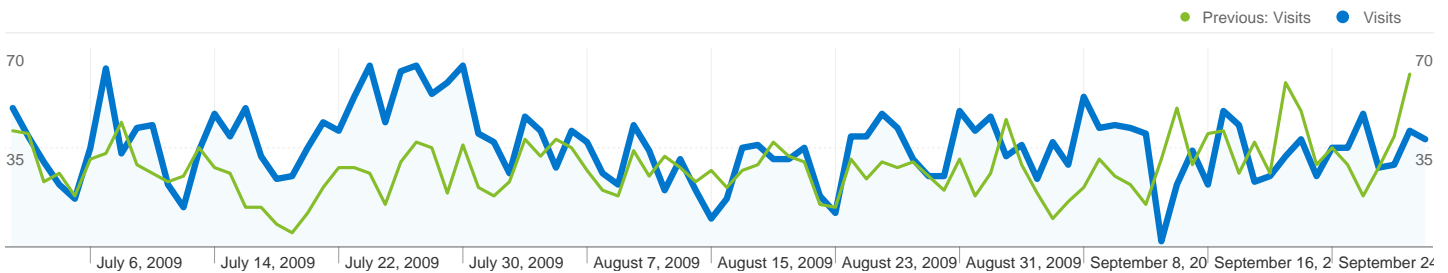
Top Traffic Sources

Sources	Visits	% visits
google (organic)		
Jul 1, 2009 - Sep 30, 2009	2,363	71.89%
Apr 1, 2009 - Jun 30, 2009	1,724	67.87%
% Change	37.06%	5.92%
(direct) ((none))		
Jul 1, 2009 - Sep 30, 2009	255	7.76%
Apr 1, 2009 - Jun 30, 2009	314	12.36%
% Change	-18.79%	-37.25%
partnerpage.google.com (referral)		
Jul 1, 2009 - Sep 30, 2009	248	7.54%
Apr 1, 2009 - Jun 30, 2009	76	2.99%
% Change	226.32%	152.16%
greekarchitects.gr (referral)		
Jul 1, 2009 - Sep 30, 2009	125	3.80%
Apr 1, 2009 - Jun 30, 2009	188	7.40%
% Change	-33.51%	-48.62%
bing (organic)		

Keywords	Visits	% visits
μουσειο πατρας		
Jul 1, 2009 - Sep 30, 2009	382	15.56%
Apr 1, 2009 - Jun 30, 2009	59	3.25%
% Change	547.46%	378.14%
μουσειο πατρων		
Jul 1, 2009 - Sep 30, 2009	159	6.48%
Apr 1, 2009 - Jun 30, 2009	32	1.77%
% Change	396.88%	266.94%
yannis kaklamanis		
Jul 1, 2009 - Sep 30, 2009	116	4.73%
Apr 1, 2009 - Jun 30, 2009	4	0.22%
% Change	2,800.00%	2,041.63%
εμπορικη τραπεζα καταστηματα		
Jul 1, 2009 - Sep 30, 2009	114	4.64%
Apr 1, 2009 - Jun 30, 2009	127	7.00%
% Change	-10.24%	-33.71%
μουσειο πατρας		

Jul 1, 2009 - Sep 30, 2009	51	1.55%
Apr 1, 2009 - Jun 30, 2009	15	0.59%
% Change	240.00%	162.73%

Jul 1, 2009 - Sep 30, 2009	104	4.24%
Apr 1, 2009 - Jun 30, 2009	18	0.99%
% Change	477.78%	326.68%

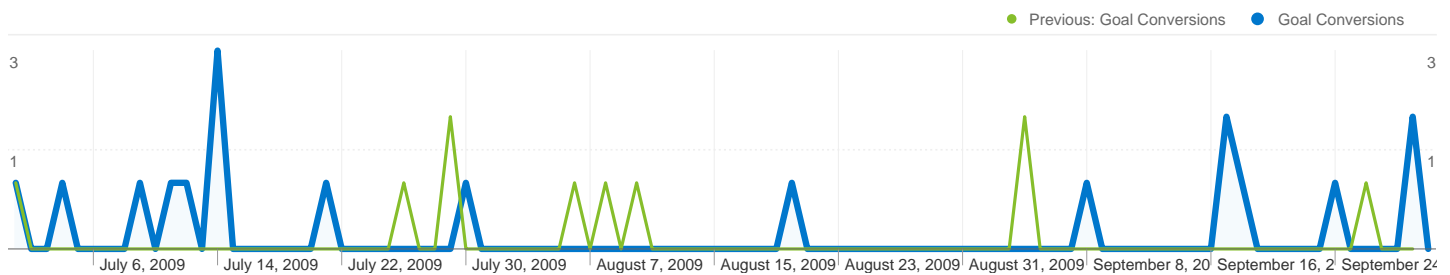


All traffic sources sent 3,287 visits via 64 sources and mediums

Site Usage

Visits 3,287 Previous: 2,540 (29.41%)	Pages/Visit 3.25 Previous: 3.75 (-13.21%)	Avg. Time on Site 00:01:25 Previous: 00:01:23 (2.09%)	% New Visits 72.74% Previous: 69.65% (4.44%)	Bounce Rate 67.60% Previous: 61.77% (9.43%)		
Source/Medium		Visits	Pages/Visit	Avg. Time on Site	% New Visits	Bounce Rate
google / organic						
July 1, 2009 - September 30, 2009		2,363	2.63	00:00:54	82.10%	74.65%
April 1, 2009 - June 30, 2009		1,724	3.35	00:01:09	73.26%	66.88%
% Change		37.06%	-21.61%	-21.39%	12.07%	11.62%
(direct) / (none)						
July 1, 2009 - September 30, 2009		255	4.43	00:01:50	57.65%	53.33%
April 1, 2009 - June 30, 2009		314	4.74	00:01:45	62.42%	53.50%
% Change		-18.79%	-6.55%	4.93%	-7.65%	-0.32%
partnerpage.google.com / referral						
July 1, 2009 - September 30, 2009		248	5.22	00:05:49	1.21%	42.74%
April 1, 2009 - June 30, 2009		76	2.11	00:02:23	0.00%	67.11%
% Change		226.32%	148.03%	144.42%	100.00%	-36.31%
greekarchitects.gr / referral						
July 1, 2009 - September 30, 2009		125	6.02	00:01:40	53.60%	40.80%
April 1, 2009 - June 30, 2009		188	6.58	00:02:11	63.83%	36.70%
% Change		-33.51%	-8.45%	-23.59%	-16.03%	11.17%
bing / organic						
July 1, 2009 - September 30, 2009		51	4.65	00:01:27	94.12%	66.67%
April 1, 2009 - June 30, 2009		15	2.00	00:00:59	93.33%	66.67%
% Change		240.00%	132.35%	47.13%	0.84%	0.00%
find.in.gr / referral						
July 1, 2009 - September 30, 2009		37	2.08	00:00:19	100.00%	72.97%

April 1, 2009 - June 30, 2009	18	1.33	00:00:23	94.44%	88.89%
% Change	105.56%	56.08%	-15.22%	5.88%	-17.91%
search / organic					
July 1, 2009 - September 30, 2009	27	2.07	00:00:23	81.48%	70.37%
April 1, 2009 - June 30, 2009	23	2.91	00:01:33	95.65%	60.87%
% Change	17.39%	-28.80%	-75.14%	-14.81%	15.61%
dir.forthnet.gr / referral					
July 1, 2009 - September 30, 2009	20	4.55	00:00:52	90.00%	50.00%
April 1, 2009 - June 30, 2009	11	5.00	00:05:07	81.82%	27.27%
% Change	81.82%	-9.00%	-82.91%	10.00%	83.33%
images.google.gr / referral					
July 1, 2009 - September 30, 2009	18	2.56	00:00:46	100.00%	33.33%
April 1, 2009 - June 30, 2009	9	2.33	00:00:31	100.00%	44.44%
% Change	100.00%	9.52%	49.82%	0.00%	-25.00%
in.gr / referral					
July 1, 2009 - September 30, 2009	17	3.71	00:02:26	41.18%	29.41%
April 1, 2009 - June 30, 2009	20	3.70	00:00:50	95.00%	35.00%
% Change	-15.00%	0.16%	191.89%	-56.66%	-15.97%
1 - 10 of 64					



Visitors completed 18 goal conversions

15 conversions, Goal 1: public folder

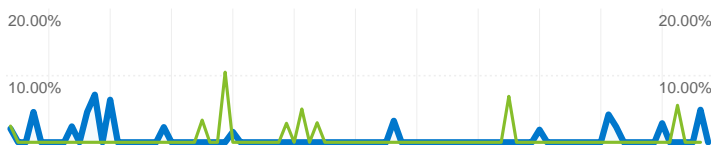
Previous: 10 (50.00%)

3 conversions, Goal 2: Guestbook sign in

Previous: 0 (0.00%)

Goal Performance

Goal Conversion Rate

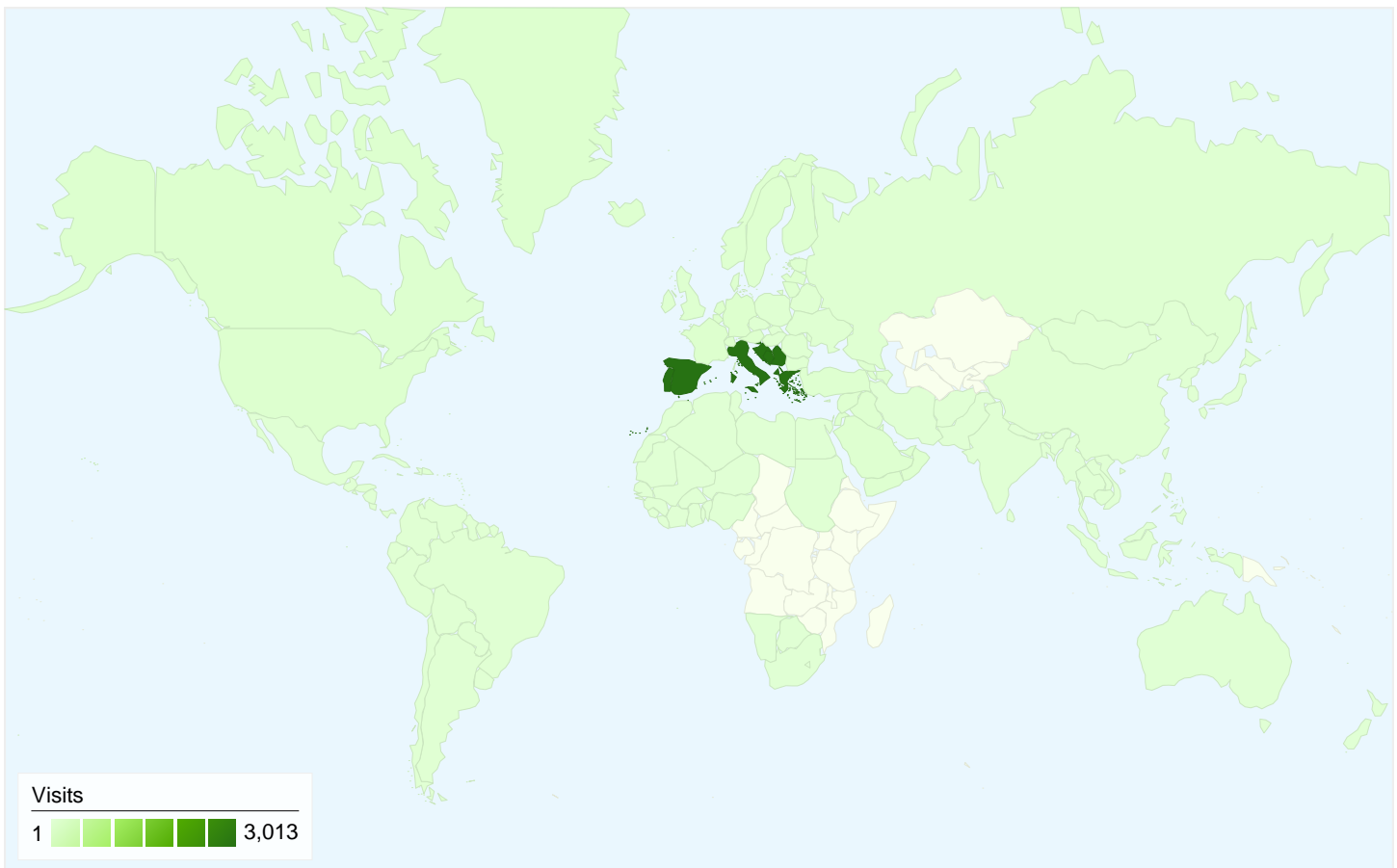


Goal Conversion Rate
0.55%

Total Goal Value



Total Goal Value
€0.00

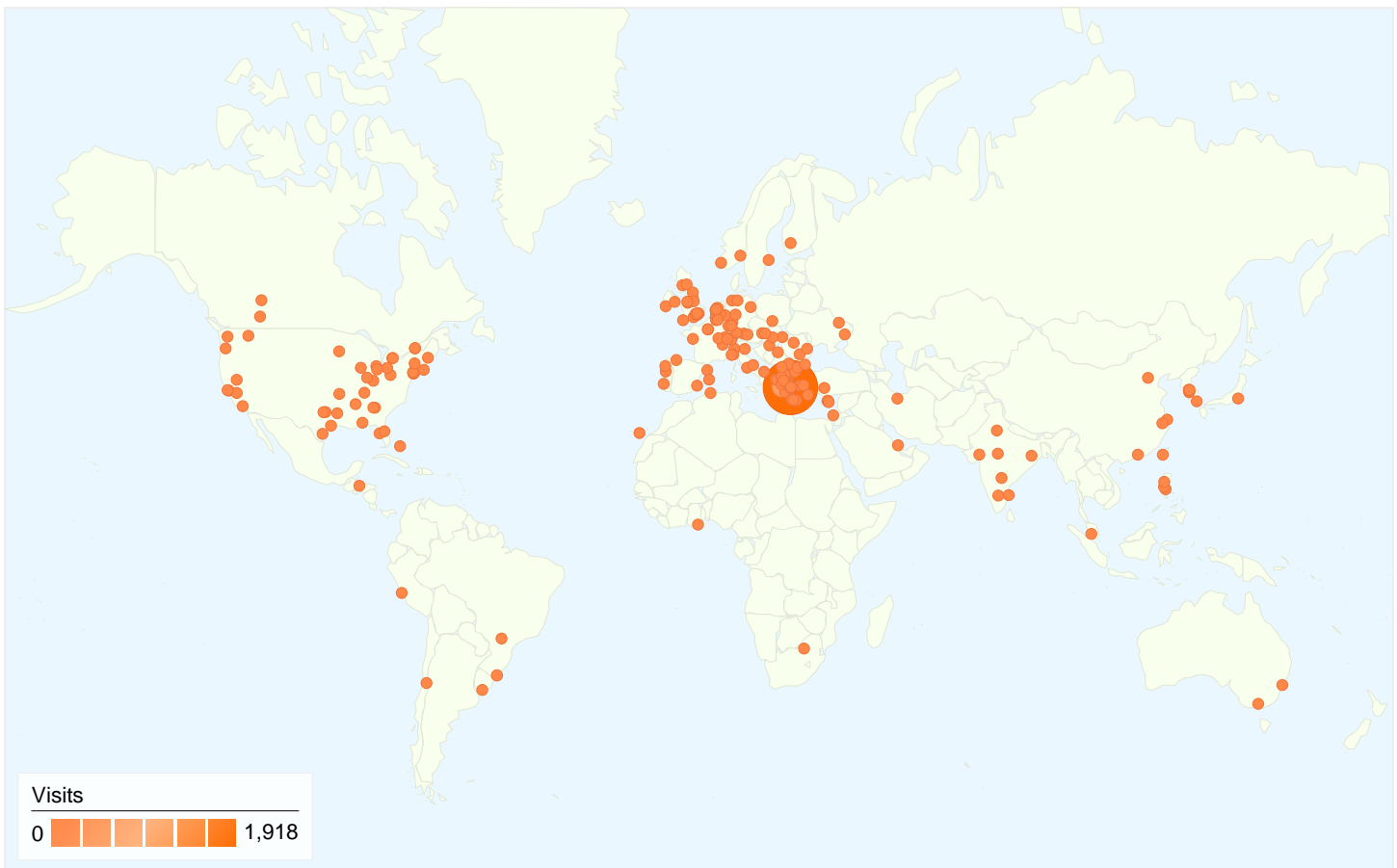


3,287 visits came from 17 sub continent regions

Site Usage

Visits 3,287 Previous: 2,540 (29.41%)	Pages/Visit 3.25 Previous: 3.75 (-13.21%)	Avg. Time on Site 00:01:25 Previous: 00:01:23 (2.09%)	% New Visits 72.74% Previous: 69.65% (4.44%)	Bounce Rate 67.60% Previous: 61.77% (9.43%)		
Sub Continent Region		Visits	Pages/Visit	Avg. Time on Site	% New Visits	Bounce Rate
Southern Europe						
July 1, 2009 - September 30, 2009		3,013	3.21	00:01:26	71.62%	67.91%
April 1, 2009 - June 30, 2009		2,301	3.81	00:01:26	68.01%	61.97%
% Change		30.94%	-15.62%	-0.38%	5.31%	9.57%
Western Europe						
July 1, 2009 - September 30, 2009		56	3.18	00:00:41	91.07%	69.64%
April 1, 2009 - June 30, 2009		53	2.58	00:00:42	84.91%	64.15%
% Change		5.66%	22.97%	-3.01%	7.26%	8.56%
Northern America						
July 1, 2009 - September 30, 2009		53	4.75	00:01:00	100.00%	66.04%

April 1, 2009 - June 30, 2009	49	3.24	00:00:28	100.00%	59.18%
% Change	8.16%	46.53%	115.66%	0.00%	11.58%
Western Asia					
July 1, 2009 - September 30, 2009	43	2.95	00:01:13	81.40%	65.12%
April 1, 2009 - June 30, 2009	24	2.62	00:00:38	83.33%	54.17%
% Change	79.17%	12.51%	94.02%	-2.33%	20.21%
Northern Europe					
July 1, 2009 - September 30, 2009	42	3.38	00:01:45	88.10%	59.52%
April 1, 2009 - June 30, 2009	40	4.08	00:01:40	85.00%	60.00%
% Change	5.00%	-17.03%	5.53%	3.64%	-0.79%
Eastern Europe					
July 1, 2009 - September 30, 2009	22	5.14	00:02:04	81.82%	54.55%
April 1, 2009 - June 30, 2009	20	4.45	00:00:52	75.00%	45.00%
% Change	10.00%	15.42%	140.61%	9.09%	21.21%
South America					
July 1, 2009 - September 30, 2009	18	4.28	00:00:29	22.22%	83.33%
April 1, 2009 - June 30, 2009	19	1.58	00:00:44	52.63%	84.21%
% Change	-5.26%	170.93%	-33.22%	-57.78%	-1.04%
Eastern Asia					
July 1, 2009 - September 30, 2009	14	3.00	00:03:17	71.43%	42.86%
April 1, 2009 - June 30, 2009	14	4.07	00:01:37	78.57%	50.00%
% Change	0.00%	-26.32%	104.00%	-9.09%	-14.29%
Southern Asia					
July 1, 2009 - September 30, 2009	7	1.14	00:00:18	100.00%	85.71%
April 1, 2009 - June 30, 2009	7	1.71	00:00:41	100.00%	42.86%
% Change	0.00%	-33.33%	-56.40%	0.00%	100.00%
South-Eastern Asia					
July 1, 2009 - September 30, 2009	6	4.67	00:00:56	100.00%	66.67%
April 1, 2009 - June 30, 2009	4	1.25	00:00:05	100.00%	75.00%
% Change	50.00%	273.33%	963.49%	0.00%	-11.11%
1 - 10 of 17					

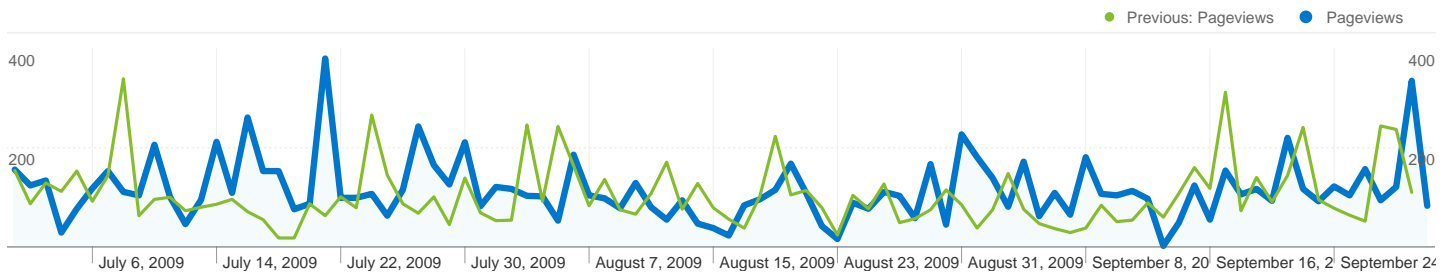


3,287 visits came from 316 cities

Site Usage

Visits 3,287 Previous: 2,540 (29.41%)	Pages/Visit 3.25 Previous: 3.75 (-13.21%)	Avg. Time on Site 00:01:25 Previous: 00:01:23 (2.09%)	% New Visits 72.74% Previous: 69.65% (4.44%)	Bounce Rate 67.60% Previous: 61.77% (9.43%)		
City		Visits	Pages/Visit	Avg. Time on Site	% New Visits	Bounce Rate
Athens						
July 1, 2009 - September 30, 2009		1,918	3.43	00:01:38	66.84%	67.00%
April 1, 2009 - June 30, 2009		1,624	3.50	00:01:19	65.27%	62.81%
% Change		18.10%	-1.88%	24.10%	2.40%	6.67%
Patrai						
July 1, 2009 - September 30, 2009		489	1.78	00:00:41	92.23%	78.53%
April 1, 2009 - June 30, 2009		139	3.44	00:01:12	80.58%	67.63%
% Change		251.80%	-48.26%	-43.04%	14.46%	16.12%
Thessaloniki						
July 1, 2009 - September 30, 2009		163	3.54	00:01:27	87.12%	63.19%

April 1, 2009 - June 30, 2009	183	5.14	00:01:42	87.43%	55.74%
% Change	-10.93%	-31.16%	-15.03%	-0.36%	13.37%
Chalandri					
July 1, 2009 - September 30, 2009	97	3.19	00:01:55	28.87%	57.73%
April 1, 2009 - June 30, 2009	91	3.34	00:01:28	25.27%	67.03%
% Change	6.59%	-4.64%	31.57%	14.21%	-13.88%
Nea Ionia					
July 1, 2009 - September 30, 2009	90	3.80	00:01:16	31.11%	68.89%
April 1, 2009 - June 30, 2009	70	4.44	00:02:06	40.00%	60.00%
% Change	28.57%	-14.47%	-39.79%	-22.22%	14.81%
Nea Smirni					
July 1, 2009 - September 30, 2009	31	5.03	00:00:36	93.55%	64.52%
April 1, 2009 - June 30, 2009	6	1.17	00:00:11	100.00%	83.33%
% Change	416.67%	331.34%	237.50%	-6.45%	-22.58%
Iraklion					
July 1, 2009 - September 30, 2009	29	5.41	00:02:40	96.55%	51.72%
April 1, 2009 - June 30, 2009	32	4.75	00:01:45	100.00%	56.25%
% Change	-9.38%	13.97%	51.63%	-3.45%	-8.05%
Nicosia					
July 1, 2009 - September 30, 2009	29	3.24	00:01:34	86.21%	58.62%
April 1, 2009 - June 30, 2009	14	2.64	00:00:31	71.43%	64.29%
% Change	107.14%	22.65%	206.91%	20.69%	-8.81%
Sparti					
July 1, 2009 - September 30, 2009	26	3.23	00:00:29	80.77%	57.69%
April 1, 2009 - June 30, 2009	11	2.18	00:02:40	100.00%	54.55%
% Change	136.36%	48.08%	-81.85%	-19.23%	5.77%
Kallithea					
July 1, 2009 - September 30, 2009	22	6.55	00:02:21	68.18%	59.09%
April 1, 2009 - June 30, 2009	8	2.38	00:00:20	100.00%	75.00%
% Change	175.00%	175.60%	619.40%	-31.82%	-21.21%
1 - 10 of 316					



Pages on this site were viewed a total of 10,685 times

 **10,685 Pageviews**

Previous: 9,513 (12.32%)

 **7,485 Unique Views**

Previous: 6,620 (13.07%)

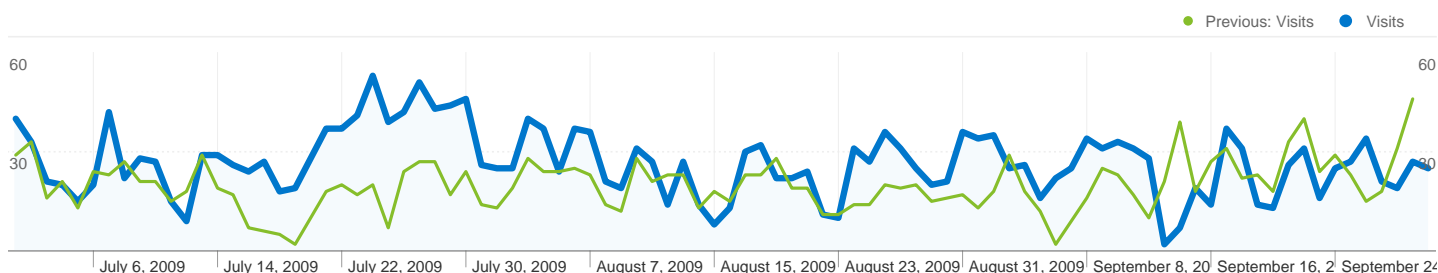
 **67.60% Bounce Rate**

Previous: 61.77% (9.43%)

Top Content

Pages	Pageviews	% Pageviews
www.palimpsest.gr/default.asp		
Jul 1, 2009 - Sep 30, 2009	1,471	13.77%
Apr 1, 2009 - Jun 30, 2009	1,226	12.89%
% Change	19.98%	6.82%
www.palimpsest.gr/projects/el/23		
Jul 1, 2009 - Sep 30, 2009	1,264	11.83%
Apr 1, 2009 - Jun 30, 2009	345	3.63%
% Change	266.38%	226.19%
www.palimpsest.gr/projects/el/44		
Jul 1, 2009 - Sep 30, 2009	317	2.97%
Apr 1, 2009 - Jun 30, 2009	320	3.36%
% Change	-0.94%	-11.80%
www.palimpsest.gr/projects/el/38		
Jul 1, 2009 - Sep 30, 2009	253	2.37%
Apr 1, 2009 - Jun 30, 2009	272	2.86%
% Change	-6.99%	-17.19%
www.palimpsest.gr/cv/el/w/1		

Jul 1, 2009 - Sep 30, 2009	182	1.70%
Apr 1, 2009 - Jun 30, 2009	141	1.48%
% Change	29.08%	14.92%



Search sent 2,455 total visits via 1,280 keywords

Site Usage

Visits 2,455 Previous: 1,813 (35.41%)	Pages/Visit 2.67 Previous: 3.33 (-19.98%)	Avg. Time on Site 00:00:54 Previous: 00:01:10 (-21.68%)	% New Visits 82.44% Previous: 74.24% (11.05%)	Bounce Rate 74.50% Previous: 66.85% (11.44%)		
Keyword		Visits	Pages/Visit	Avg. Time on Site	% New Visits	Bounce Rate
μουσειο πατρας						
July 1, 2009 - September 30, 2009		382	1.58	00:00:30	92.67%	81.41%
April 1, 2009 - June 30, 2009		59	2.71	00:00:38	86.44%	62.71%
% Change		547.46%	-41.79%	-21.48%	7.21%	29.82%
μουσειο πατρων						
July 1, 2009 - September 30, 2009		159	1.54	00:00:33	96.23%	80.50%
April 1, 2009 - June 30, 2009		32	1.41	00:00:06	96.88%	75.00%
% Change		396.88%	9.57%	438.49%	-0.67%	7.34%
yannis kaklamanis						
July 1, 2009 - September 30, 2009		116	1.40	00:00:30	0.00%	88.79%
April 1, 2009 - June 30, 2009		4	5.50	00:00:22	25.00%	25.00%
% Change		2,800.00%	-74.61%	36.46%	-100.00%	255.17%
εμπορικη τραπεζα καταστηματα						
July 1, 2009 - September 30, 2009		114	1.39	00:00:12	100.00%	83.33%
April 1, 2009 - June 30, 2009		127	1.46	00:00:18	98.43%	81.10%
% Change		-10.24%	-4.77%	-32.79%	1.60%	2.75%
μουσειο πατρας						
July 1, 2009 - September 30, 2009		104	2.21	00:00:24	95.19%	79.81%
April 1, 2009 - June 30, 2009		18	1.72	00:00:20	83.33%	66.67%
% Change		477.78%	28.41%	21.59%	14.23%	19.71%
χαλυβδινο στεγαστρο						
July 1, 2009 - September 30, 2009		99	1.45	00:00:31	0.00%	94.95%

April 1, 2009 - June 30, 2009	0	0.00	00:00:00	0.00%	0.00%
% Change	100.00%	100.00%	100.00%	0.00%	100.00%
καταστήματα εμπορικής τραπεζας					
July 1, 2009 - September 30, 2009	66	1.29	00:00:04	100.00%	86.36%
April 1, 2009 - June 30, 2009	59	1.29	00:00:10	98.31%	77.97%
% Change	11.86%	-0.02%	-54.44%	1.72%	10.77%
νεο μουσειο πατρας					
July 1, 2009 - September 30, 2009	59	1.76	00:00:14	89.83%	86.44%
April 1, 2009 - June 30, 2009	20	2.00	00:00:19	80.00%	60.00%
% Change	195.00%	-11.86%	-26.76%	12.29%	44.07%
χρηστος κακλαμάνης					
July 1, 2009 - September 30, 2009	53	1.77	00:00:35	0.00%	84.91%
April 1, 2009 - June 30, 2009	11	1.27	> 00:00:00	0.00%	90.91%
% Change	381.82%	39.35%	37,901.89%	0.00%	-6.60%
νεο μουσειο πατρων					
July 1, 2009 - September 30, 2009	44	1.36	00:00:28	93.18%	86.36%
April 1, 2009 - June 30, 2009	34	2.62	00:00:51	88.24%	76.47%
% Change	29.41%	-47.91%	-46.42%	5.61%	12.94%
1 - 10 of 1,280					