


Site Usage

 **2,540 Visits**

Previous: 2,599 (-2.27%)

 **9,513 Pageviews**


Previous: 12,685 (-25.01%)

 **3.75 Pages/Visit**


Previous: 4.88 (-23.26%)

 **61.77% Bounce Rate**

Previous: 57.83% (6.82%)

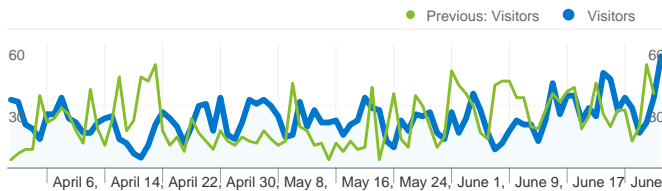
 **00:01:23 Avg. Time on Site**

Previous: 00:01:59 (-30.43%)

 **69.57% % New Visits**

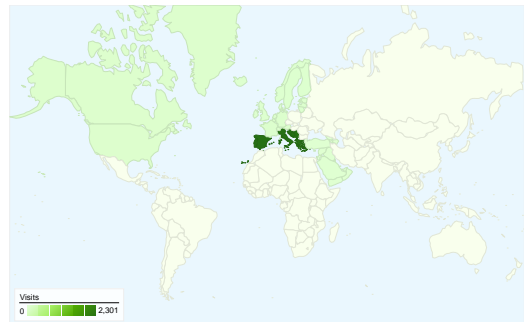
Previous: 63.33% (9.84%)

Visitors Overview

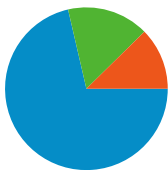


Visitors
1,836

Map Overlay world



Traffic Sources Overview



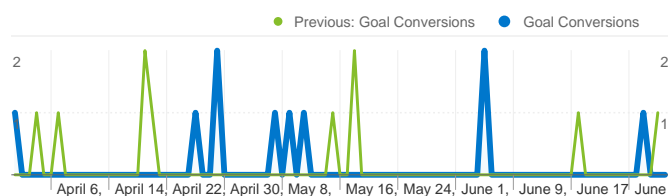
- **Search Engines**
1,813.00 (71.38%)
- **Referring Sites**
413.00 (16.26%)
- **Direct Traffic**
314.00 (12.36%)

Map Overlay world



All Traffic Sources		
Source/Medium	Visits	% visits
google / organic		
Apr 1, 2009 - Jun 30, 2009	1,724	67.87%
Jan 1, 2009 - Mar 31, 2009	1,463	56.29%
% Change	17.84%	20.58%
(direct) / (none)		
Apr 1, 2009 - Jun 30, 2009	314	12.36%
Jan 1, 2009 - Mar 31, 2009	460	17.70%
% Change	-31.74%	-30.15%
greekarchitects.gr / referral		
Apr 1, 2009 - Jun 30, 2009	188	7.40%
Jan 1, 2009 - Mar 31, 2009	233	8.96%
% Change	-19.31%	-17.44%
partnerpage.google.com / referral		
Apr 1, 2009 - Jun 30, 2009	76	2.99%
Jan 1, 2009 - Mar 31, 2009	105	4.04%
% Change	-27.62%	-25.94%
search / organic		
Apr 1, 2009 - Jun 30, 2009	23	0.91%
Jan 1, 2009 - Mar 31, 2009	12	0.46%
% Change	91.67%	96.12%

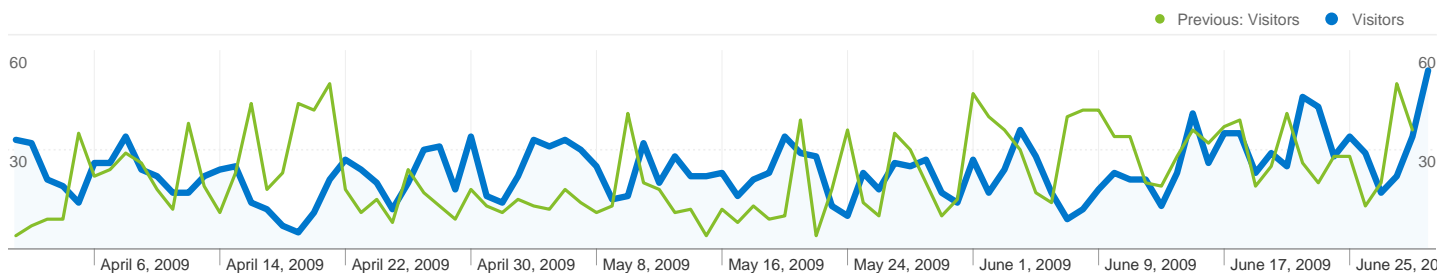
Goals Overview



Goal Conversions
10

Content Overview		
Pages	Pageviews	% Pageviews
www.palimpsest.gr/default.asp		
Apr 1, 2009 - Jun 30, 2009	1,226	12.89%
Jan 1, 2009 - Mar 31, 2009	1,578	12.44%
% Change	-22.31%	3.60%
www.palimpsest.gr/projects/el/23		
Apr 1, 2009 - Jun 30, 2009	345	3.63%
Jan 1, 2009 - Mar 31, 2009	251	1.98%
% Change	37.45%	83.28%
www.palimpsest.gr/projects/el/44		
Apr 1, 2009 - Jun 30, 2009	320	3.36%
Jan 1, 2009 - Mar 31, 2009	186	1.47%
% Change	72.04%	129.41%
www.palimpsest.gr/projects/el/38		
Apr 1, 2009 - Jun 30, 2009	272	2.86%
Jan 1, 2009 - Mar 31, 2009	148	1.17%
% Change	83.78%	145.06%
www.palimpsest.gr/projects/el/82		
Apr 1, 2009 - Jun 30, 2009	195	2.05%
Jan 1, 2009 - Mar 31, 2009	172	1.36%
% Change	13.37%	51.17%

Keywords		
Keyword	Visits	% visits
χρηστος κακλαμανης		
Apr 1, 2009 - Jun 30, 2009	144	7.94%
Jan 1, 2009 - Mar 31, 2009	13	0.84%
% Change	1,007.69%	845.78%
εμπορικη τραπεζα καταστηματα		
Apr 1, 2009 - Jun 30, 2009	127	7.00%
Jan 1, 2009 - Mar 31, 2009	78	5.04%
% Change	62.82%	39.02%
christos kaklamanis		
Apr 1, 2009 - Jun 30, 2009	116	6.40%
Jan 1, 2009 - Mar 31, 2009	0	0.00%
% Change	100.00%	100.00%
καταστηματα εμπορικησ τραπεζασ		
Apr 1, 2009 - Jun 30, 2009	59	3.25%
Jan 1, 2009 - Mar 31, 2009	23	1.49%
% Change	156.52%	119.03%
μουσειο πατρασ		
Apr 1, 2009 - Jun 30, 2009	59	3.25%
Jan 1, 2009 - Mar 31, 2009	40	2.58%
% Change	47.50%	25.94%




1,836 people visited this site

 **2,540 Visits**

Previous: 2,599 (-2.27%)

 **1,836 Absolute Unique Visitors**

Previous: 1,709 (7.43%)

 **9,513 Pageviews**


Previous: 12,685 (-25.01%)

 **3.75 Average Pageviews**


Previous: 4.88 (-23.26%)

 **00:01:23 Time on Site**

Previous: 00:01:59 (-30.43%)

 **61.77% Bounce Rate**

Previous: 57.83% (6.82%)

 **69.57% New Visits**

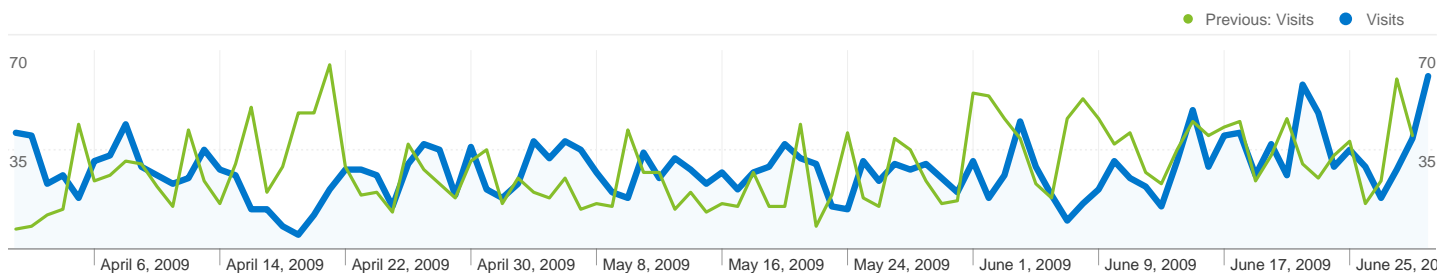
Previous: 63.33% (9.84%)

Technical Profile

Browser	Visits	% visits	Connection Speed	Visits	% visits
Internet Explorer			DSL		
Apr 1, 2009 - Jun 30, 2009	1,630	64.17%	Apr 1, 2009 - Jun 30, 2009	1,517	59.72%
Jan 1, 2009 - Mar 31, 2009	1,761	67.76%	Jan 1, 2009 - Mar 31, 2009	1,564	60.18%
% Change	-7.44%	-5.29%	% Change	-3.01%	-0.75%
Firefox			Unknown		
Apr 1, 2009 - Jun 30, 2009	779	30.67%	Apr 1, 2009 - Jun 30, 2009	858	33.78%
Jan 1, 2009 - Mar 31, 2009	700	26.93%	Jan 1, 2009 - Mar 31, 2009	844	32.47%
% Change	11.29%	13.87%	% Change	1.66%	4.02%

Safari		
Apr 1, 2009 - Jun 30, 2009	55	2.17%
Jan 1, 2009 - Mar 31, 2009	67	2.58%
% Change	-17.91%	-16.00%
Chrome		
Apr 1, 2009 - Jun 30, 2009	39	1.54%
Jan 1, 2009 - Mar 31, 2009	29	1.12%
% Change	34.48%	37.61%
Opera		
Apr 1, 2009 - Jun 30, 2009	28	1.10%
Jan 1, 2009 - Mar 31, 2009	36	1.39%
% Change	-22.22%	-20.42%

T1		
Apr 1, 2009 - Jun 30, 2009	95	3.74%
Jan 1, 2009 - Mar 31, 2009	113	4.35%
% Change	-15.93%	-13.98%
Dialup		
Apr 1, 2009 - Jun 30, 2009	40	1.57%
Jan 1, 2009 - Mar 31, 2009	34	1.31%
% Change	17.65%	20.38%
Cable		
Apr 1, 2009 - Jun 30, 2009	27	1.06%
Jan 1, 2009 - Mar 31, 2009	35	1.35%
% Change	-22.86%	-21.07%



All traffic sources sent a total of 2,540 visits



12.36% Direct Traffic

Previous: 17.70% (-30.15%)



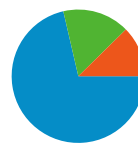
16.26% Referring Sites

Previous: 22.74% (-28.50%)



71.38% Search Engines

Previous: 59.56% (19.84%)



■ **Search Engines**
1,813.00 (71.38%)

■ **Referring Sites**
413.00 (16.26%)

■ **Direct Traffic**
314.00 (12.36%)

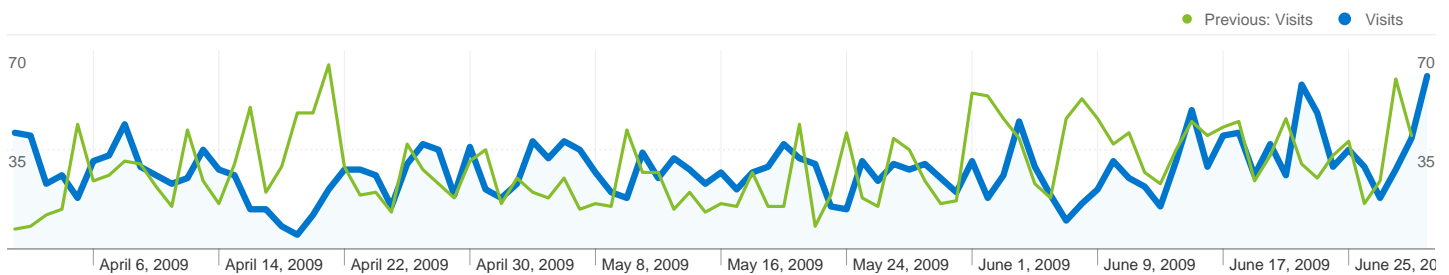
Top Traffic Sources

Sources	Visits	% visits
google (organic)		
Apr 1, 2009 - Jun 30, 2009	1,724	67.87%
Jan 1, 2009 - Mar 31, 2009	1,463	56.29%
% Change	17.84%	20.58%
(direct) ((none))		
Apr 1, 2009 - Jun 30, 2009	314	12.36%
Jan 1, 2009 - Mar 31, 2009	460	17.70%
% Change	-31.74%	-30.15%
greekarchitects.gr (referral)		
Apr 1, 2009 - Jun 30, 2009	188	7.40%
Jan 1, 2009 - Mar 31, 2009	233	8.96%
% Change	-19.31%	-17.44%
partnerpage.google.com (referral)		
Apr 1, 2009 - Jun 30, 2009	76	2.99%
Jan 1, 2009 - Mar 31, 2009	105	4.04%
% Change	-27.62%	-25.94%
search (organic)		

Keywords	Visits	% visits
χρηστος κακλαμανης		
Apr 1, 2009 - Jun 30, 2009	144	7.94%
Jan 1, 2009 - Mar 31, 2009	13	0.84%
% Change	1,007.69%	845.78%
εμπορικη τραπεζα καταστηματα		
Apr 1, 2009 - Jun 30, 2009	127	7.00%
Jan 1, 2009 - Mar 31, 2009	78	5.04%
% Change	62.82%	39.02%
christos kaklamanis		
Apr 1, 2009 - Jun 30, 2009	116	6.40%
Jan 1, 2009 - Mar 31, 2009	0	0.00%
% Change	100.00%	100.00%
καταστηματα εμπορικησ τραπεζασ		
Apr 1, 2009 - Jun 30, 2009	59	3.25%
Jan 1, 2009 - Mar 31, 2009	23	1.49%
% Change	156.52%	119.03%
μουσειο πατρας		

Apr 1, 2009 - Jun 30, 2009	23	0.91%
Jan 1, 2009 - Mar 31, 2009	12	0.46%
% Change	91.67%	96.12%

Apr 1, 2009 - Jun 30, 2009	59	3.25%
Jan 1, 2009 - Mar 31, 2009	40	2.58%
% Change	47.50%	25.94%

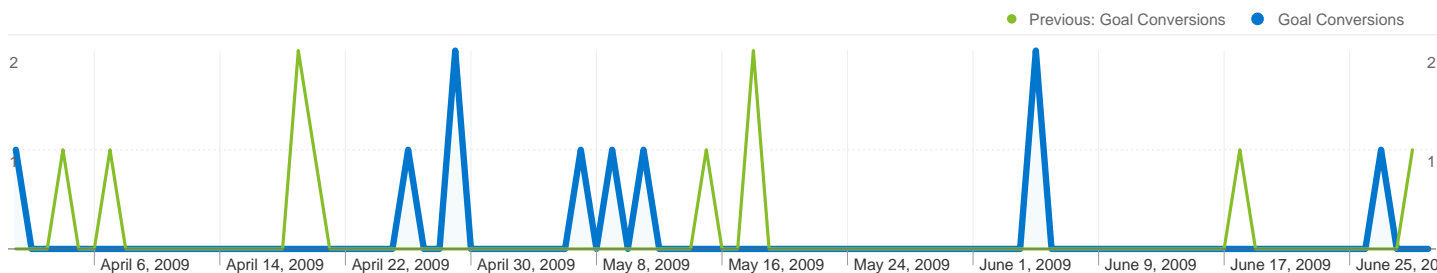


All traffic sources sent 2,540 visits via 58 sources and mediums

Site Usage

Visits 2,540 Previous: 2,599 (-2.27%)	Pages/Visit 3.75 Previous: 4.88 (-23.26%)	Avg. Time on Site 00:01:23 Previous: 00:01:59 (-30.43%)	% New Visits 69.65% Previous: 63.37% (9.90%)	Bounce Rate 61.77% Previous: 57.83% (6.82%)		
Source/Medium		Visits	Pages/Visit	Avg. Time on Site	% New Visits	Bounce Rate
google / organic						
April 1, 2009 - June 30, 2009		1,724	3.35	00:01:09	73.26%	66.88%
January 1, 2009 - March 31, 2009		1,463	3.74	00:01:33	66.58%	64.39%
% Change		17.84%	-10.41%	-25.42%	10.04%	3.87%
(direct) / (none)						
April 1, 2009 - June 30, 2009		314	4.74	00:01:45	62.42%	53.50%
January 1, 2009 - March 31, 2009		460	5.34	00:01:56	63.26%	57.39%
% Change		-31.74%	-11.22%	-9.55%	-1.33%	-6.77%
greekarchitects.gr / referral						
April 1, 2009 - June 30, 2009		188	6.58	00:02:11	63.83%	36.70%
January 1, 2009 - March 31, 2009		233	6.76	00:02:09	71.24%	35.19%
% Change		-19.31%	-2.60%	2.15%	-10.41%	4.29%
partnerpage.google.com / referral						
April 1, 2009 - June 30, 2009		76	2.11	00:02:23	0.00%	67.11%
January 1, 2009 - March 31, 2009		105	10.22	00:04:46	1.90%	56.19%
% Change		-27.62%	-79.40%	-50.13%	-100.00%	19.42%
search / organic						
April 1, 2009 - June 30, 2009		23	2.91	00:01:33	95.65%	60.87%
January 1, 2009 - March 31, 2009		12	3.50	00:01:36	83.33%	58.33%
% Change		91.67%	-16.77%	-3.54%	14.78%	4.35%
msn / organic						
April 1, 2009 - June 30, 2009		22	4.86	00:01:46	86.36%	63.64%

January 1, 2009 - March 31, 2009	26	2.35	00:01:28	96.15%	65.38%
% Change	-15.38%	107.30%	19.47%	-10.18%	-2.67%
in.gr / referral					
April 1, 2009 - June 30, 2009	20	3.70	00:00:50	95.00%	35.00%
January 1, 2009 - March 31, 2009	26	4.00	00:00:46	88.46%	57.69%
% Change	-23.08%	-7.50%	9.92%	7.39%	-39.33%
live / organic					
April 1, 2009 - June 30, 2009	20	2.10	00:01:07	95.00%	75.00%
January 1, 2009 - March 31, 2009	42	3.45	00:01:53	88.10%	61.90%
% Change	-52.38%	-39.17%	-40.46%	7.84%	21.15%
find.in.gr / referral					
April 1, 2009 - June 30, 2009	18	1.33	00:00:23	94.44%	88.89%
January 1, 2009 - March 31, 2009	17	4.12	00:02:15	100.00%	58.82%
% Change	5.88%	-67.62%	-83.20%	-5.56%	51.11%
bing / organic					
April 1, 2009 - June 30, 2009	15	2.00	00:00:59	93.33%	66.67%
January 1, 2009 - March 31, 2009	0	0.00	00:00:00	0.00%	0.00%
% Change	100.00%	100.00%	100.00%	100.00%	100.00%
1 - 10 of 58					



Visitors completed 10 goal conversions



10 conversions, Goal 1: public folder

Previous: 10 (0.00%)

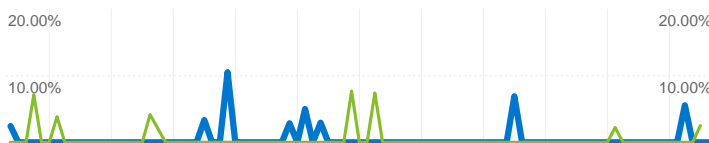


0 conversions, Goal 2: Guestbook sign in

Previous: 0 (0.00%)

Goal Performance

Goal Conversion Rate

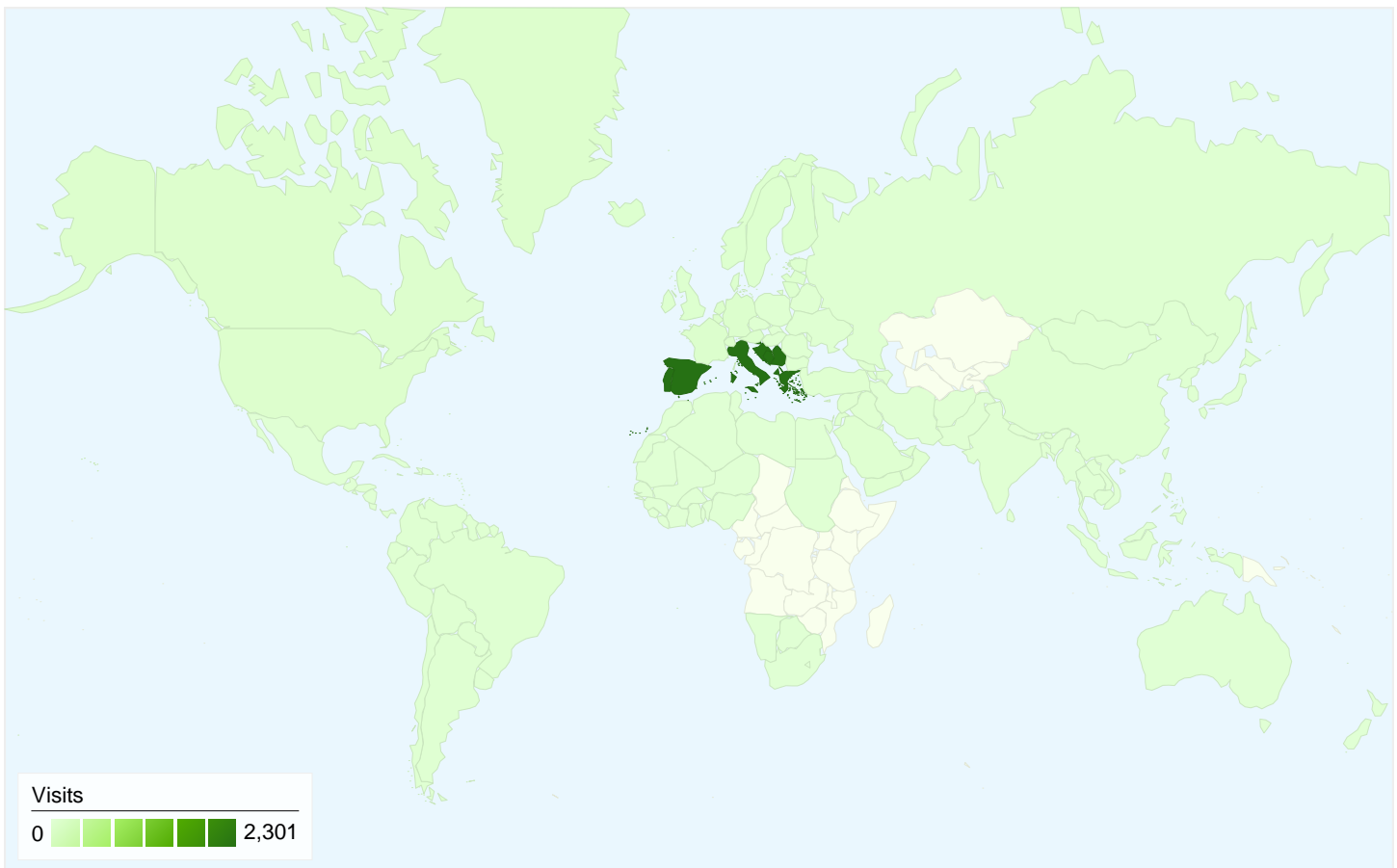


Goal Conversion Rate
0.39%

Total Goal Value



Total Goal Value
€0.00



2,540 visits came from 16 sub continent regions

Site Usage

Visits 2,540 Previous: 2,599 (-2.27%)	Pages/Visit 3.75 Previous: 4.88 (-23.26%)	Avg. Time on Site 00:01:23 Previous: 00:01:59 (-30.43%)	% New Visits 69.65% Previous: 63.37% (9.90%)	Bounce Rate 61.77% Previous: 57.83% (6.82%)		
Sub Continent Region		Visits	Pages/Visit	Avg. Time on Site	% New Visits	Bounce Rate
Southern Europe						
April 1, 2009 - June 30, 2009		2,301	3.81	00:01:26	68.01%	61.97%
January 1, 2009 - March 31, 2009		2,326	4.98	00:02:04	60.19%	57.35%
% Change		-1.07%	-23.59%	-30.70%	13.00%	8.06%
Western Europe						
April 1, 2009 - June 30, 2009		53	2.58	00:00:42	84.91%	64.15%
January 1, 2009 - March 31, 2009		46	5.04	00:01:24	82.61%	50.00%
% Change		15.22%	-48.75%	-50.36%	2.78%	28.30%
Northern America						
April 1, 2009 - June 30, 2009		49	3.24	00:00:28	100.00%	59.18%

January 1, 2009 - March 31, 2009	96	2.89	00:00:28	94.79%	80.21%
% Change	-48.96%	12.46%	-1.24%	5.49%	-26.21%
Northern Europe					
April 1, 2009 - June 30, 2009	40	4.08	00:01:40	85.00%	60.00%
January 1, 2009 - March 31, 2009	32	5.34	00:01:26	90.62%	59.38%
% Change	25.00%	-23.74%	15.98%	-6.21%	1.05%
Western Asia					
April 1, 2009 - June 30, 2009	24	2.62	00:00:38	83.33%	54.17%
January 1, 2009 - March 31, 2009	31	4.90	00:02:11	83.87%	51.61%
% Change	-22.58%	-46.46%	-71.38%	-0.64%	4.95%
Eastern Europe					
April 1, 2009 - June 30, 2009	20	4.45	00:00:52	75.00%	45.00%
January 1, 2009 - March 31, 2009	15	1.93	00:00:40	86.67%	66.67%
% Change	33.33%	130.17%	28.06%	-13.46%	-32.50%
South America					
April 1, 2009 - June 30, 2009	19	1.58	00:00:44	52.63%	84.21%
January 1, 2009 - March 31, 2009	5	5.40	00:00:57	100.00%	60.00%
% Change	280.00%	-70.76%	-22.81%	-47.37%	40.35%
Eastern Asia					
April 1, 2009 - June 30, 2009	14	4.07	00:01:37	78.57%	50.00%
January 1, 2009 - March 31, 2009	8	6.50	00:01:37	75.00%	37.50%
% Change	75.00%	-37.36%	-0.90%	4.76%	33.33%
Southern Asia					
April 1, 2009 - June 30, 2009	7	1.71	00:00:41	100.00%	42.86%
January 1, 2009 - March 31, 2009	16	5.06	00:03:05	100.00%	31.25%
% Change	-56.25%	-66.14%	-77.66%	0.00%	37.14%
South-Eastern Asia					
April 1, 2009 - June 30, 2009	4	1.25	00:00:05	100.00%	75.00%
January 1, 2009 - March 31, 2009	6	4.50	00:07:48	83.33%	50.00%
% Change	-33.33%	-72.22%	-98.88%	20.00%	50.00%
1 - 10 of 16					

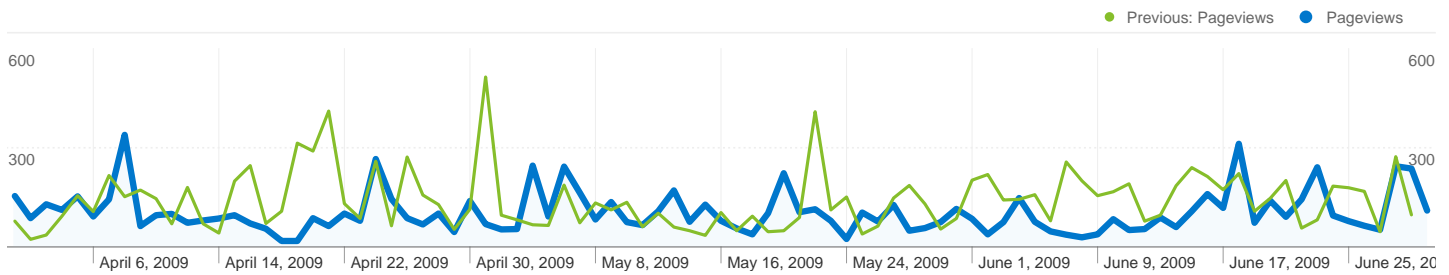


2,540 visits came from 324 cities

Site Usage

Visits 2,540 Previous: 2,599 (-2.27%)	Pages/Visit 3.75 Previous: 4.88 (-23.26%)	Avg. Time on Site 00:01:23 Previous: 00:01:59 (-30.43%)	% New Visits 69.65% Previous: 63.37% (9.90%)	Bounce Rate 61.77% Previous: 57.83% (6.82%)	
City	Visits	Pages/Visit	Avg. Time on Site	% New Visits	Bounce Rate
Athens					
April 1, 2009 - June 30, 2009	1,624	3.50	00:01:19	65.27%	62.81%
January 1, 2009 - March 31, 2009	1,832	4.62	00:01:58	57.31%	59.12%
% Change	-11.35%	-24.27%	-32.85%	13.88%	6.25%
Thessaloniki					
April 1, 2009 - June 30, 2009	183	5.14	00:01:42	87.43%	55.74%
January 1, 2009 - March 31, 2009	130	3.90	00:01:19	83.85%	60.77%
% Change	40.77%	31.85%	28.53%	4.28%	-8.28%
Patrai					
April 1, 2009 - June 30, 2009	139	3.44	00:01:12	80.58%	67.63%

January 1, 2009 - March 31, 2009	49	4.55	00:01:44	93.88%	51.02%
% Change	183.67%	-24.44%	-31.13%	-14.17%	32.55%
Chalandri					
April 1, 2009 - June 30, 2009	91	3.34	00:01:28	25.27%	67.03%
January 1, 2009 - March 31, 2009	67	14.49	00:06:57	31.34%	41.79%
% Change	35.82%	-76.95%	-78.96%	-19.36%	60.40%
Nea Ionia					
April 1, 2009 - June 30, 2009	70	4.44	00:02:06	40.00%	60.00%
January 1, 2009 - March 31, 2009	20	2.55	00:00:33	55.00%	75.00%
% Change	250.00%	74.23%	278.96%	-27.27%	-20.00%
Iraklion					
April 1, 2009 - June 30, 2009	32	4.75	00:01:45	100.00%	56.25%
January 1, 2009 - March 31, 2009	25	4.20	00:00:55	96.00%	60.00%
% Change	28.00%	13.10%	91.64%	4.17%	-6.25%
Larisa					
April 1, 2009 - June 30, 2009	25	6.32	00:03:21	84.00%	52.00%
January 1, 2009 - March 31, 2009	25	9.92	00:02:27	84.00%	36.00%
% Change	0.00%	-36.29%	36.34%	0.00%	44.44%
London					
April 1, 2009 - June 30, 2009	22	2.14	00:00:39	86.36%	63.64%
January 1, 2009 - March 31, 2009	14	3.43	00:00:33	78.57%	57.14%
% Change	57.14%	-37.69%	18.20%	9.92%	11.36%
Nicosia					
April 1, 2009 - June 30, 2009	14	2.64	00:00:31	71.43%	64.29%
January 1, 2009 - March 31, 2009	12	3.58	00:00:22	91.67%	58.33%
% Change	16.67%	-26.25%	39.49%	-22.08%	10.20%
(not set)					
April 1, 2009 - June 30, 2009	13	3.92	00:01:36	100.00%	61.54%
January 1, 2009 - March 31, 2009	69	5.17	00:02:14	39.13%	49.28%
% Change	-81.16%	-24.18%	-28.52%	155.56%	24.89%
1 - 10 of 324					




Pages on this site were viewed a total of 9,513 times

 **9,513 Pageviews**

Previous: 12,685 (-25.01%)

 **6,620 Unique Views**

Previous: 8,470 (-21.84%)

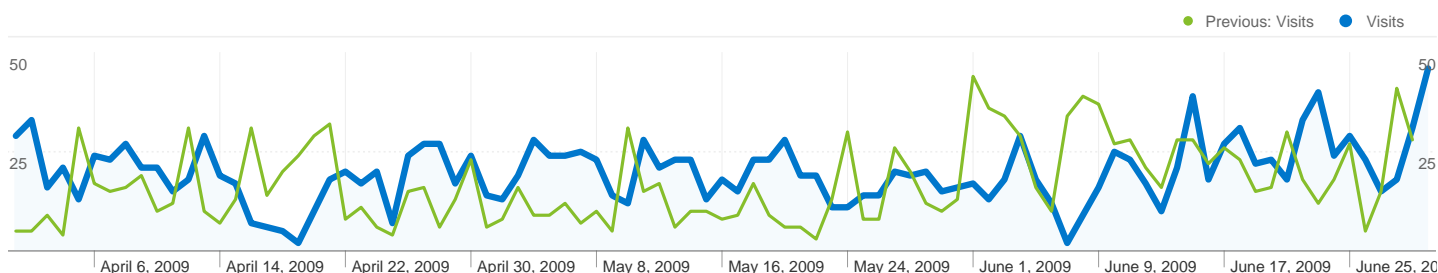
 **61.77% Bounce Rate**

Previous: 57.83% (6.82%)

Top Content

Pages	Pageviews	% Pageviews
www.palimpsest.gr/default.asp		
Apr 1, 2009 - Jun 30, 2009	1,226	12.89%
Jan 1, 2009 - Mar 31, 2009	1,578	12.44%
% Change	-22.31%	3.60%
www.palimpsest.gr/projects/el/23		
Apr 1, 2009 - Jun 30, 2009	345	3.63%
Jan 1, 2009 - Mar 31, 2009	251	1.98%
% Change	37.45%	83.28%
www.palimpsest.gr/projects/el/44		
Apr 1, 2009 - Jun 30, 2009	320	3.36%
Jan 1, 2009 - Mar 31, 2009	186	1.47%
% Change	72.04%	129.41%
www.palimpsest.gr/projects/el/38		
Apr 1, 2009 - Jun 30, 2009	272	2.86%
Jan 1, 2009 - Mar 31, 2009	148	1.17%
% Change	83.78%	145.06%
www.palimpsest.gr/projects/el/82		

Apr 1, 2009 - Jun 30, 2009	195	2.05%
Jan 1, 2009 - Mar 31, 2009	172	1.36%
% Change	13.37%	51.17%



Search sent 1,813 total visits via 1,237 keywords

Site Usage

Visits 1,813 Previous: 1,548 (17.12%)	Pages/Visit 3.33 Previous: 3.71 (-10.22%)	Avg. Time on Site 00:01:10 Previous: 00:01:34 (-25.70%)	% New Visits 74.24% Previous: 67.89% (9.35%)	Bounce Rate 66.85% Previous: 64.15% (4.21%)	
Keyword	Visits	Pages/Visit	Avg. Time on Site	% New Visits	Bounce Rate
χρηστος κακλαμανησ					
April 1, 2009 - June 30, 2009	144	1.42	00:00:52	0.00%	86.81%
January 1, 2009 - March 31, 2009	13	2.38	00:00:31	7.69%	76.92%
% Change	1,007.69%	-40.59%	67.62%	-100.00%	12.85%
εμπορικη τραπεζα καταστηματα					
April 1, 2009 - June 30, 2009	127	1.46	00:00:18	98.43%	81.10%
January 1, 2009 - March 31, 2009	78	1.37	00:00:11	96.15%	78.21%
% Change	62.82%	6.76%	65.80%	2.36%	3.70%
christos kaklamanis					
April 1, 2009 - June 30, 2009	116	1.47	00:00:18	0.00%	90.52%
January 1, 2009 - March 31, 2009	0	0.00	00:00:00	0.00%	0.00%
% Change	100.00%	100.00%	100.00%	0.00%	100.00%
καταστηματα εμπορικησ τραπεζασ					
April 1, 2009 - June 30, 2009	59	1.29	00:00:10	98.31%	77.97%
January 1, 2009 - March 31, 2009	23	1.30	00:00:03	95.65%	78.26%
% Change	156.52%	-1.24%	185.38%	2.77%	-0.38%
μουσειο πατρασ					
April 1, 2009 - June 30, 2009	59	2.71	00:00:38	86.44%	62.71%
January 1, 2009 - March 31, 2009	40	4.40	00:01:42	82.50%	55.00%
% Change	47.50%	-38.37%	-62.64%	4.78%	14.02%
νεο μουσειο πατρων					
April 1, 2009 - June 30, 2009	34	2.62	00:00:51	88.24%	76.47%

January 1, 2009 - March 31, 2009	13	2.85	00:00:44	84.62%	53.85%
% Change	161.54%	-8.03%	17.05%	4.28%	42.02%
μουσειο πατρων					
April 1, 2009 - June 30, 2009	32	1.41	00:00:06	96.88%	75.00%
January 1, 2009 - March 31, 2009	12	2.42	00:00:21	100.00%	66.67%
% Change	166.67%	-41.81%	-70.68%	-3.12%	12.50%
μεταλλικες κερκιδες					
April 1, 2009 - June 30, 2009	20	2.60	00:01:37	75.00%	40.00%
January 1, 2009 - March 31, 2009	0	0.00	00:00:00	0.00%	0.00%
% Change	100.00%	100.00%	100.00%	100.00%	100.00%
νεο μουσειο πατρας					
April 1, 2009 - June 30, 2009	20	2.00	00:00:19	80.00%	60.00%
January 1, 2009 - March 31, 2009	4	7.50	00:01:56	75.00%	0.00%
% Change	400.00%	-73.33%	-83.40%	6.67%	100.00%
χρήστος κακλαμανης					
April 1, 2009 - June 30, 2009	19	1.37	00:00:04	0.00%	84.21%
January 1, 2009 - March 31, 2009	0	0.00	00:00:00	0.00%	0.00%
% Change	100.00%	100.00%	100.00%	0.00%	100.00%
1 - 10 of 1,237					