


## Site Usage

 **2,599 Visits**

Previous: 2,342 (10.97%)

 **12,685 Pageviews**


Previous: 10,820 (17.24%)

 **4.88 Pages/Visit**

Previous: 4.62 (5.64%)

 **57.83% Bounce Rate**

Previous: 53.12% (8.87%)

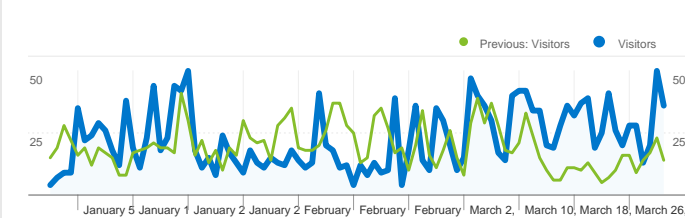
 **00:01:59 Avg. Time on Site**

Previous: 00:02:06 (-5.59%)

 **63.33% % New Visits**

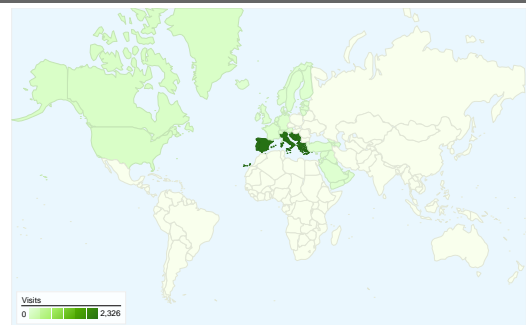
Previous: 58.24% (8.74%)

## Visitors Overview

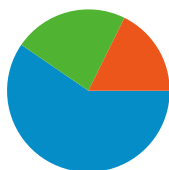


**Visitors**  
**1,709**

## Map Overlay world



## Traffic Sources Overview



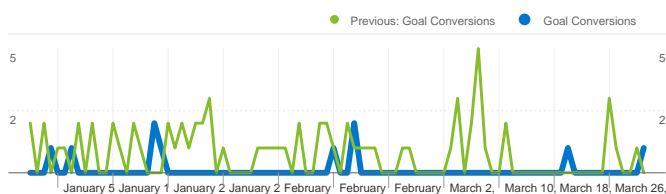
- **Search Engines**  
1,548.00 (59.56%)
- **Referring Sites**  
591.00 (22.74%)
- **Direct Traffic**  
460.00 (17.70%)

## Map Overlay world



All Traffic Sources		
Source/Medium	Visits	% visits
google / organic		
Jan 1, 2009 - Mar 31, 2009	1,463	56.29%
Oct 1, 2008 - Dec 31, 2008	1,047	44.71%
% Change	39.73%	25.92%
(direct) / (none)		
Jan 1, 2009 - Mar 31, 2009	460	17.70%
Oct 1, 2008 - Dec 31, 2008	493	21.05%
% Change	-6.69%	-15.92%
greekarchitects.gr / referral		
Jan 1, 2009 - Mar 31, 2009	233	8.96%
Oct 1, 2008 - Dec 31, 2008	298	12.72%
% Change	-21.81%	-29.54%
partnerpage.google.com / referral		
Jan 1, 2009 - Mar 31, 2009	105	4.04%
Oct 1, 2008 - Dec 31, 2008	12	0.51%
% Change	775.00%	688.48%
office.palimpsest.gr / referral		
Jan 1, 2009 - Mar 31, 2009	47	1.81%
Oct 1, 2008 - Dec 31, 2008	34	1.45%
% Change	38.24%	24.57%

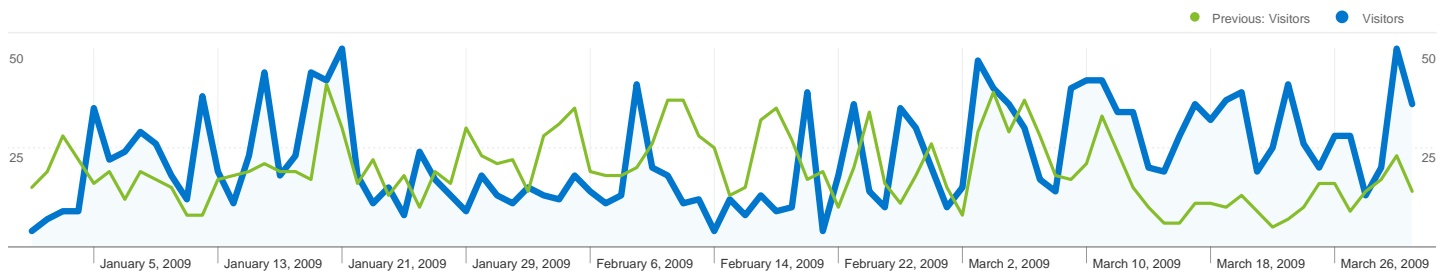
## Goals Overview



**Goal Conversions**  
**10**

Content Overview		
Pages	Pageviews	% Pageviews
www.palimpsest.gr/default.asp		
Jan 1, 2009 - Mar 31, 2009	1,578	12.44%
Oct 1, 2008 - Dec 31, 2008	1,610	14.88%
% Change	-1.99%	-16.40%
www.palimpsest.gr/projects/el/23		
Jan 1, 2009 - Mar 31, 2009	251	1.98%
Oct 1, 2008 - Dec 31, 2008	0	0.00%
% Change	100.00%	100.00%
www.palimpsest.gr/projects/el/44		
Jan 1, 2009 - Mar 31, 2009	186	1.47%
Oct 1, 2008 - Dec 31, 2008	0	0.00%
% Change	100.00%	100.00%
www.palimpsest.gr/cv/el/w/1		
Jan 1, 2009 - Mar 31, 2009	175	1.38%
Oct 1, 2008 - Dec 31, 2008	0	0.00%
% Change	100.00%	100.00%
www.palimpsest.gr/projects/el/82		
Jan 1, 2009 - Mar 31, 2009	172	1.36%
Oct 1, 2008 - Dec 31, 2008	0	0.00%
% Change	100.00%	100.00%

Keywords		
Keyword	Visits	% visits
palimpsest		
Jan 1, 2009 - Mar 31, 2009	329	21.25%
Oct 1, 2008 - Dec 31, 2008	160	13.78%
% Change	105.62%	54.22%
εμπορική τραπεζα καταστήματα		
Jan 1, 2009 - Mar 31, 2009	78	5.04%
Oct 1, 2008 - Dec 31, 2008	3	0.26%
% Change	2,500.00%	1,850.00%
μουσείο πατράς		
Jan 1, 2009 - Mar 31, 2009	40	2.58%
Oct 1, 2008 - Dec 31, 2008	18	1.55%
% Change	122.22%	66.67%
site:palimpsest.gr		
Jan 1, 2009 - Mar 31, 2009	35	2.26%
Oct 1, 2008 - Dec 31, 2008	0	0.00%
% Change	100.00%	100.00%
ιπποκράτειος πολιτεία		
Jan 1, 2009 - Mar 31, 2009	25	1.61%
Oct 1, 2008 - Dec 31, 2008	15	1.29%
% Change	66.67%	25.00%



## 1,709 people visited this site

 **2,599 Visits**

Previous: 2,342 (10.97%)

 **1,709 Absolute Unique Visitors**


Previous: 1,418 (20.52%)

 **12,685 Pageviews**


Previous: 10,820 (17.24%)

 **4.88 Average Pageviews**

Previous: 4.62 (5.64%)

 **00:01:59 Time on Site**

Previous: 00:02:06 (-5.59%)

 **57.83% Bounce Rate**

Previous: 53.12% (8.87%)

 **63.33% New Visits**

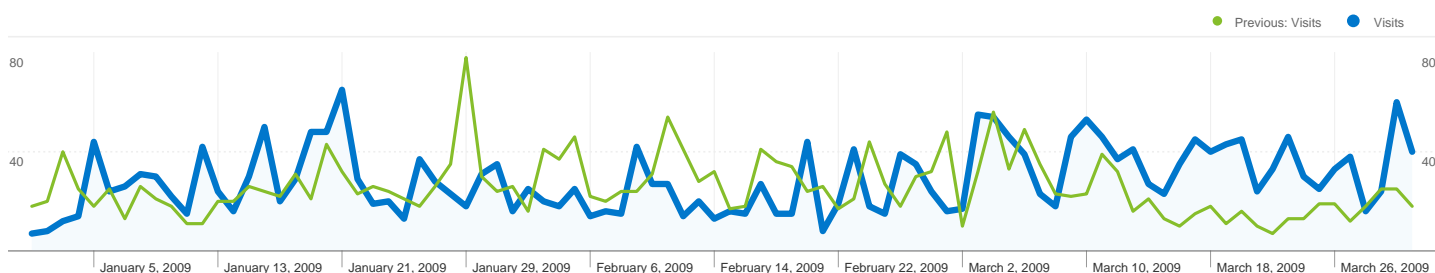
Previous: 58.24% (8.74%)

## Technical Profile

Browser	Visits	% visits	Connection Speed	Visits	% visits
Internet Explorer			DSL		
Jan 1, 2009 - Mar 31, 2009	1,761	67.76%	Jan 1, 2009 - Mar 31, 2009	1,564	60.18%
Oct 1, 2008 - Dec 31, 2008	1,653	70.58%	Oct 1, 2008 - Dec 31, 2008	1,541	65.80%
% Change	6.53%	-4.00%	% Change	1.49%	-8.54%
Firefox			Unknown		
Jan 1, 2009 - Mar 31, 2009	700	26.93%	Jan 1, 2009 - Mar 31, 2009	844	32.47%
Oct 1, 2008 - Dec 31, 2008	572	24.42%	Oct 1, 2008 - Dec 31, 2008	658	28.10%
% Change	22.38%	10.28%	% Change	28.27%	15.58%

Safari		
Jan 1, 2009 - Mar 31, 2009	67	2.58%
Oct 1, 2008 - Dec 31, 2008	43	1.84%
% Change	55.81%	40.41%
Opera		
Jan 1, 2009 - Mar 31, 2009	36	1.39%
Oct 1, 2008 - Dec 31, 2008	46	1.96%
% Change	-21.74%	-29.48%
Chrome		
Jan 1, 2009 - Mar 31, 2009	29	1.12%
Oct 1, 2008 - Dec 31, 2008	27	1.15%
% Change	7.41%	-3.21%

T1		
Jan 1, 2009 - Mar 31, 2009	113	4.35%
Oct 1, 2008 - Dec 31, 2008	70	2.99%
% Change	61.43%	45.47%
Cable		
Jan 1, 2009 - Mar 31, 2009	35	1.35%
Oct 1, 2008 - Dec 31, 2008	38	1.62%
% Change	-7.89%	-17.00%
Dialup		
Jan 1, 2009 - Mar 31, 2009	34	1.31%
Oct 1, 2008 - Dec 31, 2008	25	1.07%
% Change	36.00%	22.55%



All traffic sources sent a total of 2,599 visits



**17.70% Direct Traffic**

Previous: 21.05% (-15.92%)



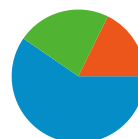
**22.74% Referring Sites**

Previous: 29.38% (-22.59%)



**59.56% Search Engines**

Previous: 49.57% (20.15%)



■ **Search Engines**  
1,548.00 (59.56%)

■ **Referring Sites**  
591.00 (22.74%)

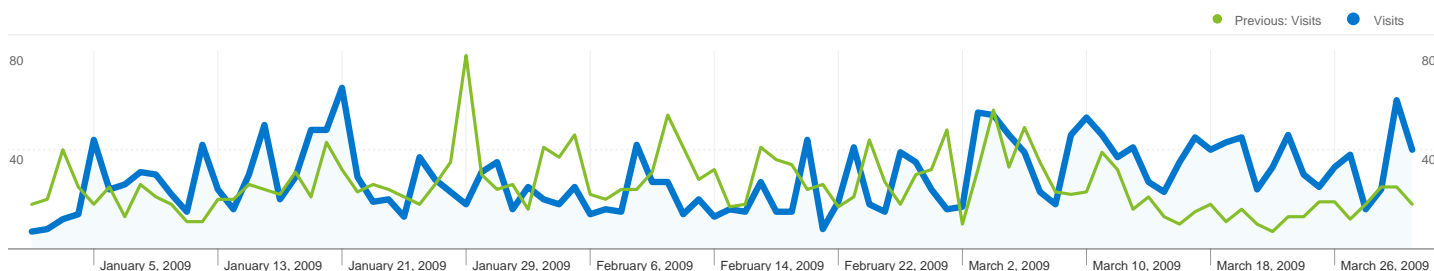
■ **Direct Traffic**  
460.00 (17.70%)

## Top Traffic Sources

Sources	Visits	% visits	Keywords	Visits	% visits
google (organic)			palimpsest		
Jan 1, 2009 - Mar 31, 2009	1,463	56.29%	Jan 1, 2009 - Mar 31, 2009	329	21.25%
Oct 1, 2008 - Dec 31, 2008	1,047	44.71%	Oct 1, 2008 - Dec 31, 2008	160	13.78%
% Change	39.73%	25.92%	% Change	105.62%	54.22%
(direct) ((none))			εμπορική τραπεζα καταστηματα		
Jan 1, 2009 - Mar 31, 2009	460	17.70%	Jan 1, 2009 - Mar 31, 2009	78	5.04%
Oct 1, 2008 - Dec 31, 2008	493	21.05%	Oct 1, 2008 - Dec 31, 2008	3	0.26%
% Change	-6.69%	-15.92%	% Change	2,500.00%	1,850.00%
greekarchitects.gr (referral)			μουσειο πατρας		
Jan 1, 2009 - Mar 31, 2009	233	8.96%	Jan 1, 2009 - Mar 31, 2009	40	2.58%
Oct 1, 2008 - Dec 31, 2008	298	12.72%	Oct 1, 2008 - Dec 31, 2008	18	1.55%
% Change	-21.81%	-29.54%	% Change	122.22%	66.67%
partnerpage.google.com (referral)			site:palimpsest.gr		
Jan 1, 2009 - Mar 31, 2009	105	4.04%	Jan 1, 2009 - Mar 31, 2009	35	2.26%
Oct 1, 2008 - Dec 31, 2008	12	0.51%	Oct 1, 2008 - Dec 31, 2008	0	0.00%
% Change	775.00%	688.48%	% Change	100.00%	100.00%
office.palimpsest.gr (referral)			ιπποκρατειος πολιτεια		

Jan 1, 2009 - Mar 31, 2009	47	1.81%
Oct 1, 2008 - Dec 31, 2008	34	1.45%
% Change	38.24%	24.57%

Jan 1, 2009 - Mar 31, 2009	25	1.61%
Oct 1, 2008 - Dec 31, 2008	15	1.29%
% Change	66.67%	25.00%



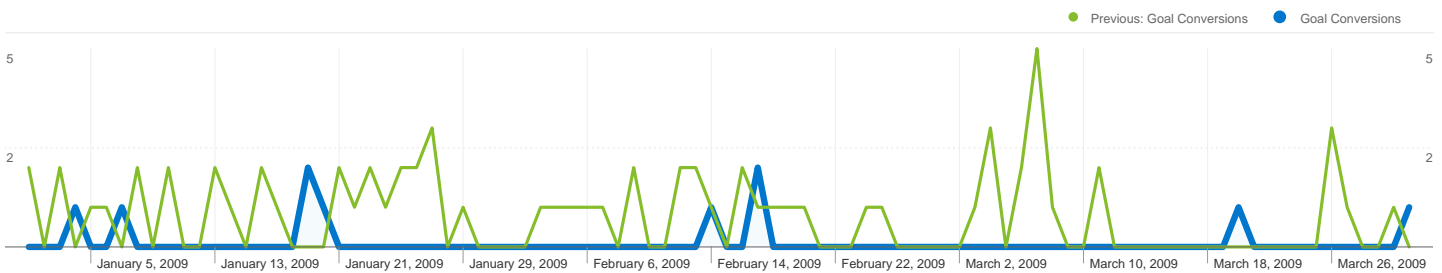
## All traffic sources sent 2,599 visits via 61 sources and mediums

### Site Usage

<b>Visits</b> <b>2,599</b> Previous: 2,342 (10.97%)	<b>Pages/Visit</b> <b>4.88</b> Previous: 4.62 (5.64%)	<b>Avg. Time on Site</b> <b>00:01:59</b> Previous: 00:02:06 (-5.59%)	<b>% New Visits</b> <b>63.37%</b> Previous: 58.63% (8.09%)	<b>Bounce Rate</b> <b>57.83%</b> Previous: 53.12% (8.87%)	
Source/Medium	Visits	Pages/Visit	Avg. Time on Site	% New Visits	Bounce Rate
google / organic					
January 1, 2009 - March 31, 2009	1,463	3.74	00:01:33	66.58%	64.39%
October 1, 2008 - December 31, 2008	1,047	3.55	00:01:27	69.91%	62.94%
% Change	39.73%	5.55%	6.25%	-4.78%	2.30%
(direct) / (none)					
January 1, 2009 - March 31, 2009	460	5.34	00:01:56	63.26%	57.39%
October 1, 2008 - December 31, 2008	493	4.41	00:02:12	42.19%	53.96%
% Change	-6.69%	21.07%	-12.27%	49.94%	6.37%
greekarchitects.gr / referral					
January 1, 2009 - March 31, 2009	233	6.76	00:02:09	71.24%	35.19%
October 1, 2008 - December 31, 2008	298	7.55	00:02:51	60.07%	39.60%
% Change	-21.81%	-10.49%	-24.78%	18.61%	-11.12%
partnerpage.google.com / referral					
January 1, 2009 - March 31, 2009	105	10.22	00:04:46	1.90%	56.19%
October 1, 2008 - December 31, 2008	12	3.75	00:02:42	8.33%	33.33%
% Change	775.00%	172.51%	76.79%	-77.14%	68.57%
office.palimpsest.gr / referral					
January 1, 2009 - March 31, 2009	47	8.91	00:05:49	0.00%	42.55%
October 1, 2008 - December 31, 2008	34	2.94	00:01:21	2.94%	41.18%
% Change	38.24%	203.11%	331.29%	-100.00%	3.34%
live / organic					
January 1, 2009 - March 31, 2009	42	3.45	00:01:53	88.10%	61.90%



October 1, 2008 - December 31, 2008	40	2.70	00:01:40	87.50%	60.00%
% Change	5.00%	27.87%	13.57%	0.68%	3.17%
s2.shinystat.com / referral					
January 1, 2009 - March 31, 2009	37	14.22	00:05:21	0.00%	18.92%
October 1, 2008 - December 31, 2008	109	5.43	00:03:48	0.00%	14.68%
% Change	-66.06%	161.75%	40.81%	0.00%	28.89%
in.gr / referral					
January 1, 2009 - March 31, 2009	26	4.00	00:00:46	88.46%	57.69%
October 1, 2008 - December 31, 2008	42	3.79	00:02:04	95.24%	33.33%
% Change	-38.10%	5.66%	-63.29%	-7.12%	73.08%
msn / organic					
January 1, 2009 - March 31, 2009	26	2.35	00:01:28	96.15%	65.38%
October 1, 2008 - December 31, 2008	46	3.89	00:01:28	91.30%	65.22%
% Change	-43.48%	-39.71%	0.36%	5.31%	0.26%
facebook.com / referral					
January 1, 2009 - March 31, 2009	21	11.62	00:02:24	95.24%	23.81%
October 1, 2008 - December 31, 2008	10	4.60	00:00:44	80.00%	50.00%
% Change	110.00%	152.59%	225.67%	19.05%	-52.38%
1 - 10 of 61					



## Visitors completed 10 goal conversions

**10 conversions, Goal 1: public folder**

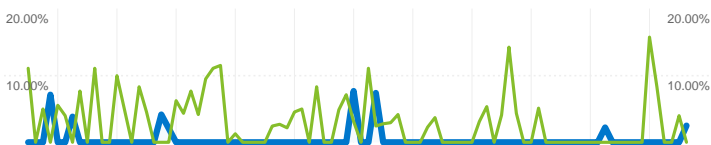
Previous: 69 (-85.51%)

**0 conversions, Goal 2: Guestbook sign in**

Previous: 1 (-100.00%)

## Goal Performance

### Goal Conversion Rate

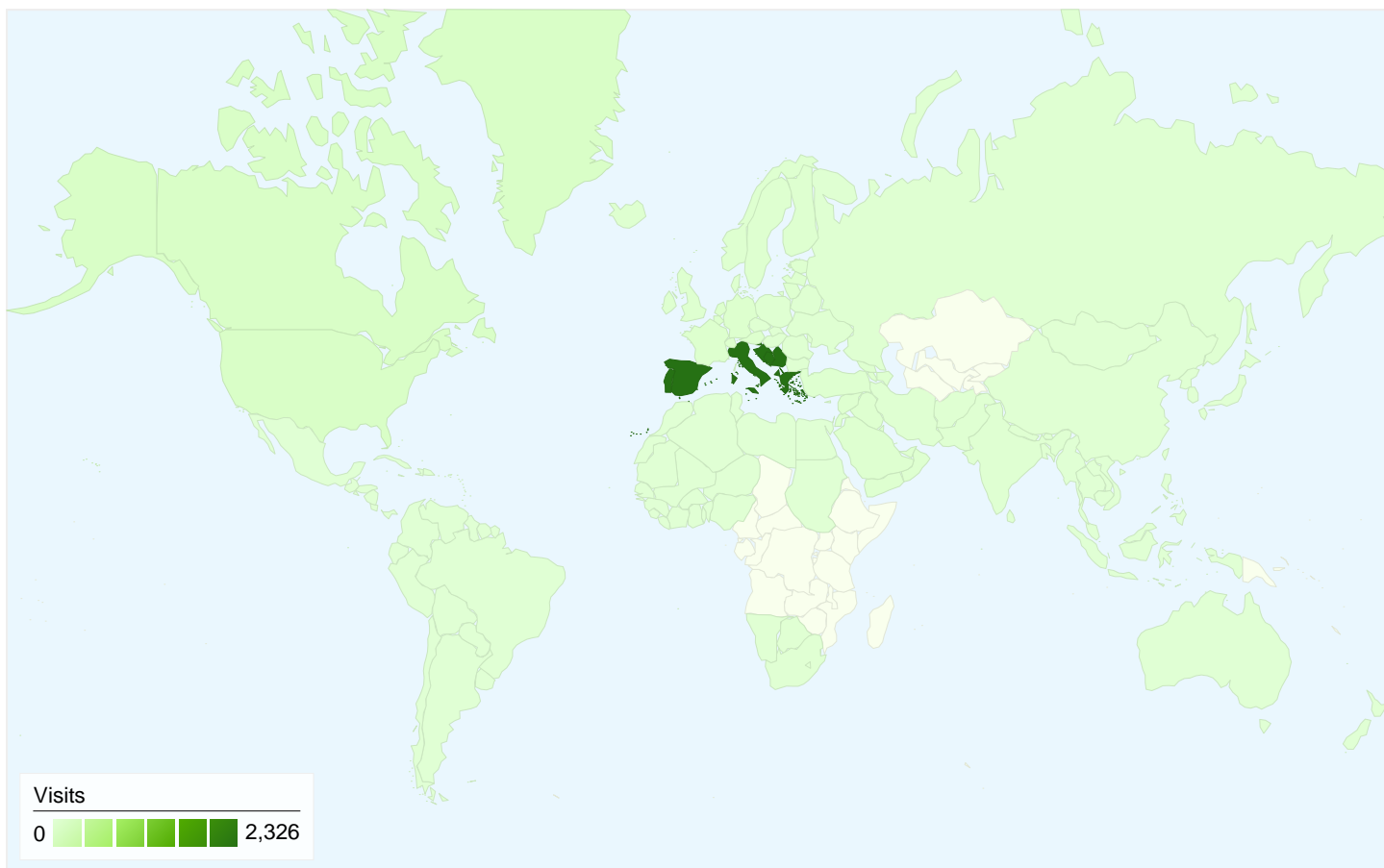


Goal Conversion Rate  
0.38%

### Total Goal Value



Total Goal Value  
€0.00

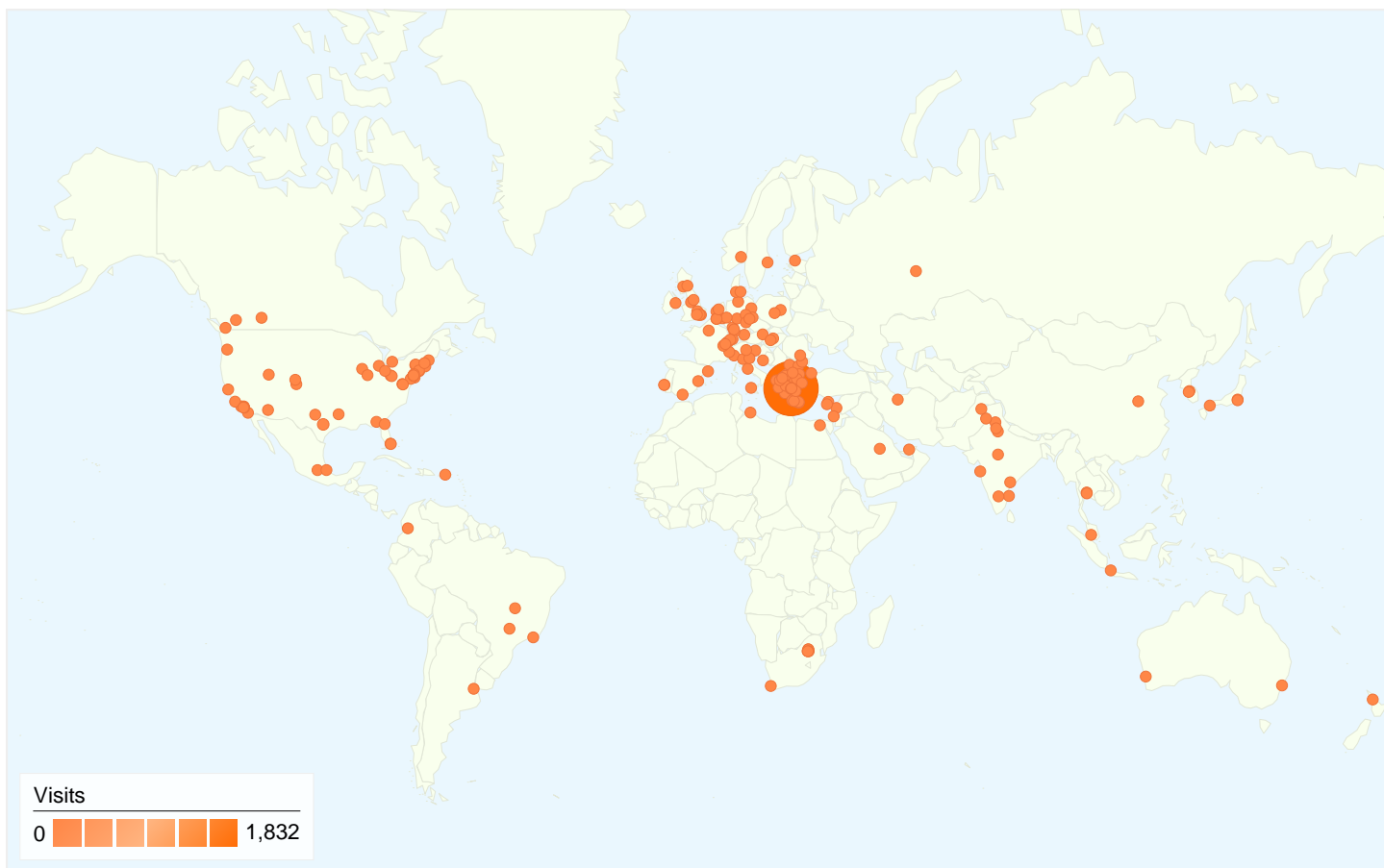


## 2,599 visits came from 17 sub continent regions

### Site Usage

Visits 2,599 Previous: 2,342 (10.97%)	Pages/Visit 4.88 Previous: 4.62 (5.64%)	Avg. Time on Site 00:01:59 Previous: 00:02:06 (-5.59%)	% New Visits 63.37% Previous: 58.63% (8.09%)	Bounce Rate 57.83% Previous: 53.12% (8.87%)		
Sub Continent Region		Visits	Pages/Visit	Avg. Time on Site	% New Visits	Bounce Rate
Southern Europe						
January 1, 2009 - March 31, 2009		2,326	4.98	00:02:04	60.19%	57.35%
October 1, 2008 - December 31, 2008		2,094	4.57	00:02:07	55.35%	53.44%
% Change		11.08%	8.98%	-2.25%	8.75%	7.32%
Northern America						
January 1, 2009 - March 31, 2009		96	2.89	00:00:28	94.79%	80.21%
October 1, 2008 - December 31, 2008		54	7.54	00:02:19	92.59%	53.70%
% Change		77.78%	-61.72%	-79.65%	2.37%	49.35%
Western Europe						
January 1, 2009 - March 31, 2009		46	5.04	00:01:24	82.61%	50.00%

October 1, 2008 - December 31, 2008	51	5.53	00:01:52	86.27%	43.14%
% Change	-9.80%	-8.79%	-24.72%	-4.25%	15.91%
Northern Europe					
January 1, 2009 - March 31, 2009	32	5.34	00:01:26	90.62%	59.38%
October 1, 2008 - December 31, 2008	28	3.71	00:00:58	100.00%	50.00%
% Change	14.29%	43.87%	47.55%	-9.38%	18.75%
Western Asia					
January 1, 2009 - March 31, 2009	31	4.90	00:02:11	83.87%	51.61%
October 1, 2008 - December 31, 2008	32	1.91	00:00:54	78.12%	62.50%
% Change	-3.12%	157.22%	142.25%	7.35%	-17.42%
Southern Asia					
January 1, 2009 - March 31, 2009	16	5.06	00:03:05	100.00%	31.25%
October 1, 2008 - December 31, 2008	19	4.89	00:04:09	94.74%	36.84%
% Change	-15.79%	3.43%	-25.76%	5.56%	-15.18%
Eastern Europe					
January 1, 2009 - March 31, 2009	15	1.93	00:00:40	86.67%	66.67%
October 1, 2008 - December 31, 2008	11	10.18	00:01:54	72.73%	54.55%
% Change	36.36%	-81.01%	-64.68%	19.17%	22.22%
Eastern Asia					
January 1, 2009 - March 31, 2009	8	6.50	00:01:37	75.00%	37.50%
October 1, 2008 - December 31, 2008	15	2.80	00:01:13	53.33%	53.33%
% Change	-46.67%	132.14%	32.90%	40.62%	-29.69%
Southern Africa					
January 1, 2009 - March 31, 2009	7	1.14	00:00:17	100.00%	85.71%
October 1, 2008 - December 31, 2008	4	1.50	00:00:15	50.00%	50.00%
% Change	75.00%	-23.81%	10.54%	100.00%	71.43%
South-Eastern Asia					
January 1, 2009 - March 31, 2009	6	4.50	00:07:48	83.33%	50.00%
October 1, 2008 - December 31, 2008	10	6.70	00:06:14	90.00%	40.00%
% Change	-40.00%	-32.84%	25.04%	-7.41%	25.00%
1 - 10 of 17					

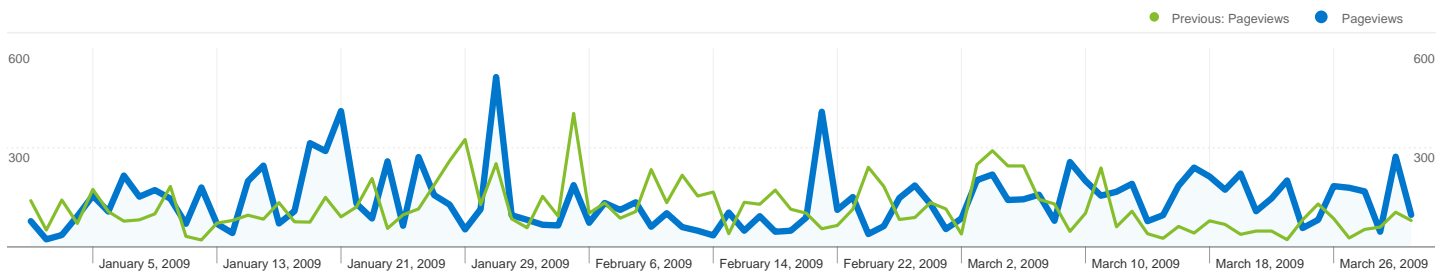


## 2,599 visits came from 338 cities

### Site Usage

Visits 2,599 Previous: 2,342 (10.97%)	Pages/Visit 4.88 Previous: 4.62 (5.64%)	Avg. Time on Site 00:01:59 Previous: 00:02:06 (-5.59%)	% New Visits 63.37% Previous: 58.63% (8.09%)	Bounce Rate 57.83% Previous: 53.12% (8.87%)	
City	Visits	Pages/Visit	Avg. Time on Site	% New Visits	Bounce Rate
Athens					
January 1, 2009 - March 31, 2009	1,832	4.62	00:01:58	57.31%	59.12%
October 1, 2008 - December 31, 2008	1,719	4.59	00:02:09	54.51%	53.81%
% Change	6.57%	0.59%	-9.02%	5.15%	9.86%
Thessaloniki					
January 1, 2009 - March 31, 2009	130	3.90	00:01:19	83.85%	60.77%
October 1, 2008 - December 31, 2008	76	4.55	00:02:07	67.11%	53.95%
% Change	71.05%	-14.34%	-37.46%	24.95%	12.65%
(not set)					
January 1, 2009 - March 31, 2009	69	5.17	00:02:14	39.13%	49.28%

October 1, 2008 - December 31, 2008	147	3.76	00:01:32	52.38%	57.82%
% Change	-53.06%	37.53%	46.25%	-25.30%	-14.78%
Chalandri					
January 1, 2009 - March 31, 2009	67	14.49	00:06:57	31.34%	41.79%
October 1, 2008 - December 31, 2008	5	2.00	00:03:57	100.00%	60.00%
% Change	1,240.00%	624.63%	75.76%	-68.66%	-30.35%
Patrai					
January 1, 2009 - March 31, 2009	49	4.55	00:01:44	93.88%	51.02%
October 1, 2008 - December 31, 2008	32	3.97	00:02:03	75.00%	46.88%
% Change	53.12%	14.67%	-15.50%	25.17%	8.84%
Austin					
January 1, 2009 - March 31, 2009	29	1.00	00:00:00	100.00%	100.00%
October 1, 2008 - December 31, 2008	1	4.00	00:01:13	100.00%	0.00%
% Change	2,800.00%	-75.00%	-100.00%	0.00%	100.00%
Larisa					
January 1, 2009 - March 31, 2009	25	9.92	00:02:27	84.00%	36.00%
October 1, 2008 - December 31, 2008	6	2.83	00:00:54	83.33%	0.00%
% Change	316.67%	250.12%	172.96%	0.80%	100.00%
Iraklion					
January 1, 2009 - March 31, 2009	25	4.20	00:00:55	96.00%	60.00%
October 1, 2008 - December 31, 2008	6	2.50	00:00:12	83.33%	83.33%
% Change	316.67%	68.00%	357.67%	15.20%	-28.00%
Sparti					
January 1, 2009 - March 31, 2009	21	6.24	00:02:58	80.95%	19.05%
October 1, 2008 - December 31, 2008	2	1.00	00:00:00	50.00%	100.00%
% Change	950.00%	523.81%	100.00%	61.90%	-80.95%
Nea Ionia					
January 1, 2009 - March 31, 2009	20	2.55	00:00:33	55.00%	75.00%
October 1, 2008 - December 31, 2008	1	1.00	00:00:00	100.00%	100.00%
% Change	1,900.00%	155.00%	100.00%	-45.00%	-25.00%
1 - 10 of 338					



## Pages on this site were viewed a total of 12,685 times

 **12,685 Pageviews**

Previous: 10,820 (17.24%)

 **8,470 Unique Views**

Previous: 7,899 (7.23%)

 **57.83% Bounce Rate**

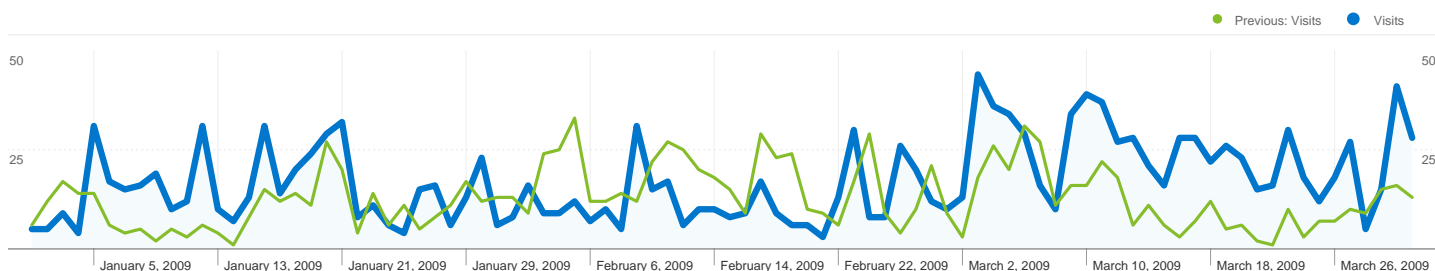
Previous: 53.12% (8.87%)

## Top Content

Pages	Pageviews	% Pageviews
<b>www.palimpsest.gr/default.asp</b>		
Jan 1, 2009 - Mar 31, 2009	1,578	12.44%
Oct 1, 2008 - Dec 31, 2008	1,610	14.88%
% Change	-1.99%	-16.40%
<b>www.palimpsest.gr/projects/el/23</b>		
Jan 1, 2009 - Mar 31, 2009	251	1.98%
Oct 1, 2008 - Dec 31, 2008	0	0.00%
% Change	100.00%	100.00%
<b>www.palimpsest.gr/projects/el/44</b>		
Jan 1, 2009 - Mar 31, 2009	186	1.47%
Oct 1, 2008 - Dec 31, 2008	0	0.00%
% Change	100.00%	100.00%
<b>www.palimpsest.gr/cv/el/w/1</b>		
Jan 1, 2009 - Mar 31, 2009	175	1.38%
Oct 1, 2008 - Dec 31, 2008	0	0.00%
% Change	100.00%	100.00%
<b>www.palimpsest.gr/projects/el/82</b>		

Jan 1, 2009 - Mar 31, 2009	172	1.36%
Oct 1, 2008 - Dec 31, 2008	0	0.00%
% Change	100.00%	100.00%





**Search sent 1,548 total visits via 1,122 keywords**

**Site Usage**

<b>Visits</b> <b>1,548</b> Previous: 1,161 (33.33%)	<b>Pages/Visit</b> <b>3.71</b> Previous: 3.59 (3.47%)	<b>Avg. Time on Site</b> <b>00:01:34</b> Previous: 00:01:27 (7.45%)	<b>% New Visits</b> <b>67.89%</b> Previous: 71.83% (-5.49%)	<b>Bounce Rate</b> <b>64.15%</b> Previous: 62.88% (2.02%)	
Keyword	Visits	Pages/Visit	Avg. Time on Site	% New Visits	Bounce Rate
palimpsest					
January 1, 2009 - March 31, 2009	329	1.80	00:00:18	3.95%	89.67%
October 1, 2008 - December 31, 2008	160	2.12	00:00:41	8.12%	85.00%
% Change	105.62%	-15.47%	-56.69%	-51.37%	5.49%
εμπορικη τραπεζα καταστηματα					
January 1, 2009 - March 31, 2009	78	1.37	00:00:11	96.15%	78.21%
October 1, 2008 - December 31, 2008	3	1.67	00:00:09	100.00%	33.33%
% Change	2,500.00%	-17.69%	18.52%	-3.85%	134.62%
μουσειο πατρας					
January 1, 2009 - March 31, 2009	40	4.40	00:01:42	82.50%	55.00%
October 1, 2008 - December 31, 2008	18	2.39	00:00:17	94.44%	66.67%
% Change	122.22%	84.19%	515.61%	-12.65%	-17.50%
site:palimpsest.gr					
January 1, 2009 - March 31, 2009	35	9.74	00:09:17	2.86%	28.57%
October 1, 2008 - December 31, 2008	0	0.00	00:00:00	0.00%	0.00%
% Change	100.00%	100.00%	100.00%	100.00%	100.00%
ιπποκρατειος πολιτεια					
January 1, 2009 - March 31, 2009	25	2.60	00:02:38	100.00%	60.00%
October 1, 2008 - December 31, 2008	15	2.93	00:02:16	93.33%	60.00%
% Change	66.67%	-11.36%	16.64%	7.14%	0.00%
καταστηματα εμπορικησ τραπεζας					
January 1, 2009 - March 31, 2009	23	1.30	00:00:03	95.65%	78.26%

October 1, 2008 - December 31, 2008	5	1.80	00:00:07	100.00%	60.00%
% Change	360.00%	-27.54%	-52.90%	-4.35%	30.43%
fiscop					
January 1, 2009 - March 31, 2009	22	2.05	00:00:46	95.45%	68.18%
October 1, 2008 - December 31, 2008	10	2.50	00:01:00	90.00%	30.00%
% Change	120.00%	-18.18%	-22.46%	6.06%	127.27%
μουσείο πάτρας					
January 1, 2009 - March 31, 2009	21	2.38	00:01:15	90.48%	52.38%
October 1, 2008 - December 31, 2008	8	1.38	00:00:58	100.00%	75.00%
% Change	162.50%	73.16%	29.92%	-9.52%	-30.16%
οψεις κατοικιών					
January 1, 2009 - March 31, 2009	19	6.84	00:01:29	89.47%	42.11%
October 1, 2008 - December 31, 2008	6	5.83	00:00:41	66.67%	66.67%
% Change	216.67%	17.29%	116.07%	34.21%	-36.84%
νεο μουσειο πατρων					
January 1, 2009 - March 31, 2009	13	2.85	00:00:44	84.62%	53.85%
October 1, 2008 - December 31, 2008	4	3.25	00:00:25	100.00%	50.00%
% Change	225.00%	-12.43%	77.16%	-15.38%	7.69%
1 - 10 of 1,122					