

## Site Usage

**2,373 Visits**

**14,260 Pageviews**

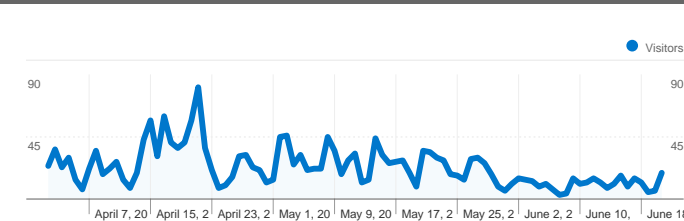
**6.01 Pages/Visit**

**46.78% Bounce Rate**

**00:02:21 Avg. Time on Site**

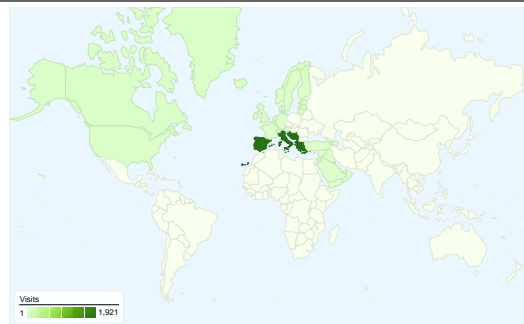
**73.91% % New Visits**

## Visitors Overview

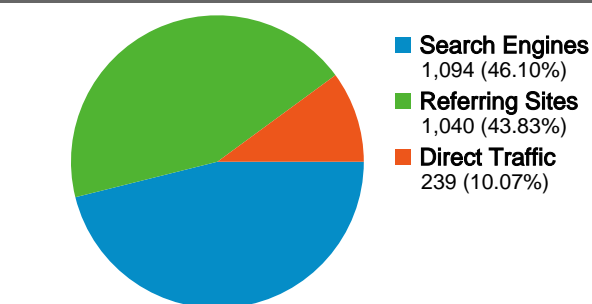


**Visitors**  
**1,828**

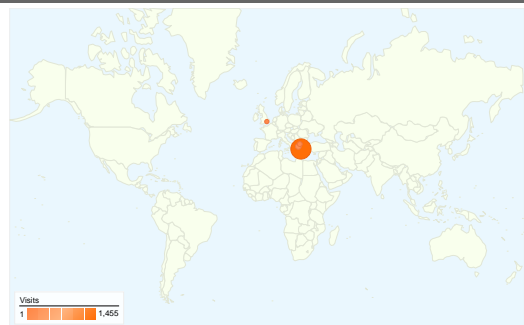
## Map Overlay world



## Traffic Sources Overview



## Map Overlay world



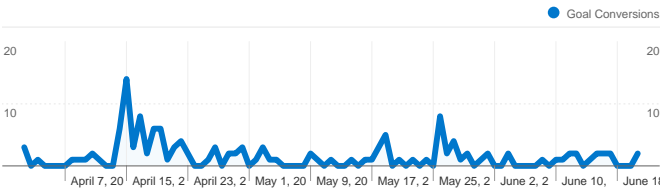
## All Traffic Sources

| Source/Medium                 | Visits | % visits |
|-------------------------------|--------|----------|
| google / organic              | 1,002  | 42.23%   |
| greekarchitects.gr / referral | 531    | 22.38%   |
| (direct) / (none)             | 239    | 10.07%   |
| worldarchitecturenews.com /   | 170    | 7.16%    |
| facebook.com / referral       | 73     | 3.08%    |

## Content Overview

| Pages                          | Pageviews | % Pageviews |
|--------------------------------|-----------|-------------|
| www.palimpsest.gr/default.asp  | 1,436     | 10.07%      |
| www.palimpsest.gr/default.asp? | 417       | 2.92%       |
| www.palimpsest.gr/projects.asp | 301       | 2.11%       |
| www.palimpsest.gr/projects.asp | 254       | 1.78%       |
| www.palimpsest.gr/cv.asp?ln=e  | 235       | 1.65%       |

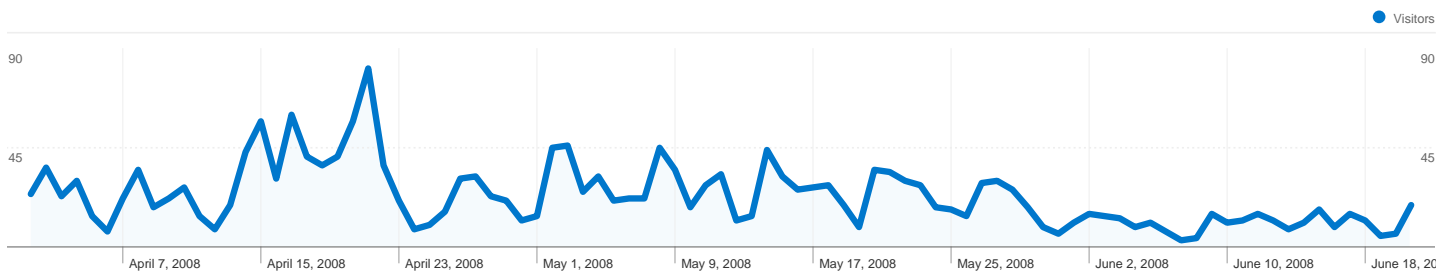
Goals Overview



Goal Conversions  
138

Keywords

| Keyword    | Visits | % visits |
|------------|--------|----------|
| μ μ        | 70     | 6.40%    |
|            | 32     | 2.93%    |
| palimpsest | 21     | 1.92%    |
|            | 17     | 1.55%    |
|            | 17     | 1.55%    |



**1,828 people visited this site**


 **2,373 Visits**

 **1,828 Absolute Unique Visitors**

 **14,260 Pageviews**

 **6.01 Average Pageviews**

 **00:02:21 Time on Site**

 **46.78% Bounce Rate**

 **74.04% New Visits**

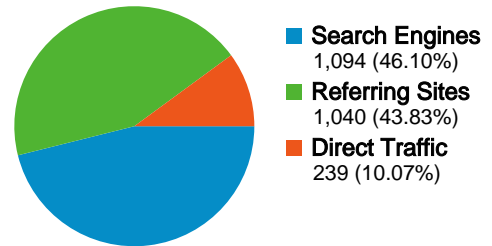
## Technical Profile

| Browser           | Visits | % visits | Connection Speed | Visits | % visits |
|-------------------|--------|----------|------------------|--------|----------|
| Internet Explorer | 1,592  | 67.09%   | DSL              | 1,290  | 54.36%   |
| Firefox           | 644    | 27.14%   | Unknown          | 871    | 36.70%   |
| Safari            | 87     | 3.67%    | T1               | 83     | 3.50%    |
| Opera             | 45     | 1.90%    | Dialup           | 68     | 2.87%    |
| Mozilla           | 4      | 0.17%    | Cable            | 55     | 2.32%    |



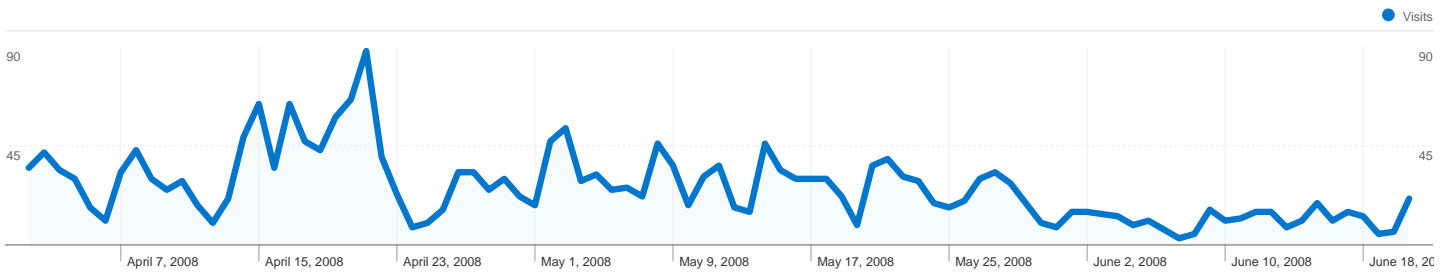
All traffic sources sent a total of 2,373 visits

10.07% Direct Traffic  
43.83% Referring Sites  
46.10% Search Engines



## Top Traffic Sources

| Sources                       | Visits | % visits | Keywords   | Visits | % visits |
|-------------------------------|--------|----------|------------|--------|----------|
| google (organic)              | 1,002  | 42.23%   | μ          | 70     | 6.40%    |
| greekarchitects.gr (referral) | 531    | 22.38%   |            | 32     | 2.93%    |
| (direct) ((none))             | 239    | 10.07%   | palimpsest | 21     | 1.92%    |
| worldarchitecturenews.com     | 170    | 7.16%    |            | 17     | 1.55%    |
| facebook.com (referral)       | 73     | 3.08%    |            | 17     | 1.55%    |

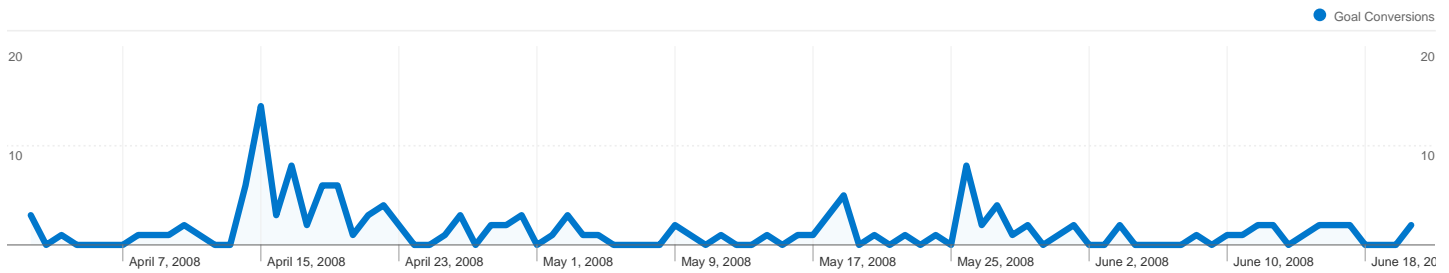


All traffic sources sent 2,373 visits via 43 sources and mediums

#### Site Usage


| <b>Visits</b><br><b>2,373</b><br>% of Site Total:<br>100.00% | <b>Pages/Visit</b><br><b>6.01</b><br>Site Avg:<br>6.01 (0.00%) | <b>Avg. Time on Site</b><br><b>00:02:21</b><br>Site Avg:<br>00:02:21 (0.00%) | <b>% New Visits</b><br><b>74.04%</b><br>Site Avg:<br>73.91% (0.17%) | <b>Bounce Rate</b><br><b>46.78%</b><br>Site Avg:<br>46.78% (0.00%) |             |
|--|--|--|---|--|-------------|
| Source/Medium  | Visits   | Pages/Visit  | Avg. Time on Site   | % New Visits   | Bounce Rate |
| google / organic   | 1,002  | 3.41   | 00:01:18  | 81.14%   | 59.38%      |
| greekarchitects.gr / referral                                | 531  | 10.62  | 00:03:39  | 63.65%   | 31.83%      |
| (direct) / (none)  | 239  | 5.92   | 00:02:04  | 76.15%   | 40.17%      |
| worldarchitecturenews.com / referral                         | 170  | 10.06  | 00:03:46  | 87.65%   | 15.29%      |
| facebook.com / referral                                      | 73   | 6.16   | 00:03:50  | 49.32%   | 50.68%      |
| live / organic   | 57   | 2.67   | 00:01:09  | 84.21%   | 57.89%      |
| partnerpage.google.com / referral                            | 49   | 8.39   | 00:07:25  | 0.00%  | 24.49%      |
| in.gr / referral   | 42   | 3.00   | 00:01:20  | 83.33%   | 42.86%      |
| red / referral   | 31   | 5.74   | 00:05:21  | 0.00%  | 41.94%      |
| find.in.gr / referral  | 27   | 3.74   | 00:00:58  | 92.59%   | 51.85%      |

1 - 10 of 43



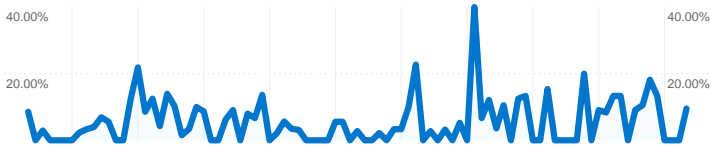
Visitors completed 138 goal conversions

 135 conversions, Goal 1: public folder

 3 conversions, Goal 2: Guestbook sign in

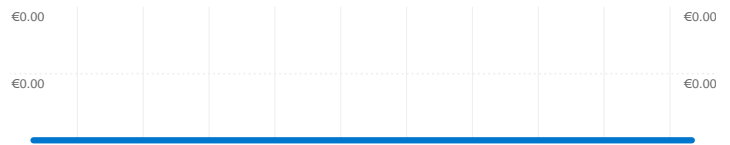
## Goal Performance

### Goal Conversion Rate

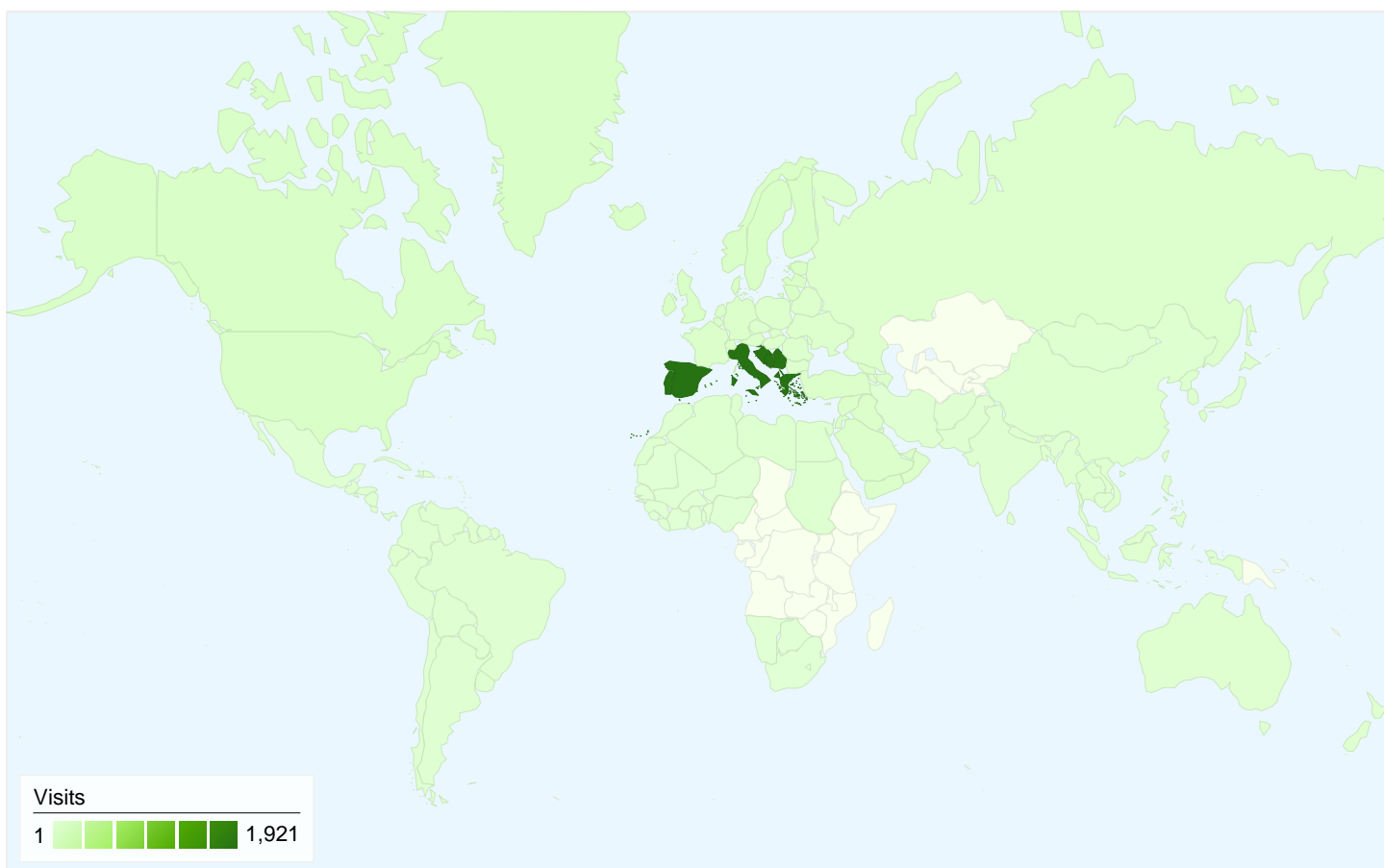


Goal Conversion Rate  
5.82%

### Total Goal Value



Total Goal Value  
€0.00



## 2,373 visits came from 17 sub continent regions

### Site Usage

|  |  |  |   |  |              |             |
|--|--|--|---|--|--------------|-------------|
| Visits<br>2,373<br>% of Site Total:<br>100.00% | Pages/Visit<br>6.01<br>Site Avg:<br>6.01 (0.00%) | Avg. Time on Site<br>00:02:21<br>Site Avg:<br>00:02:21 (0.00%) | % New Visits<br>74.04%<br>Site Avg:<br>73.91% (0.17%) | Bounce Rate<br>46.78%<br>Site Avg:<br>46.78% (0.00%) |              |             |
| Sub Continent Region                           |  | Visits   | Pages/Visit   | Avg. Time on Site                                    | % New Visits | Bounce Rate |
| Southern Europe                                |  | 1,921  | 6.00  | 00:02:22   | 71.21%       | 48.36%      |
| Northern America                               |  | 80   | 4.95  | 00:02:03   | 92.50%       | 47.50%      |
| Northern Europe                                |  | 71   | 7.49  | 00:02:04   | 90.14%       | 43.66%      |
| Western Europe                                 |  | 63   | 5.94  | 00:01:30   | 87.30%       | 47.62%      |
| Western Asia                                   |  | 54   | 6.35  | 00:02:19   | 74.07%       | 42.59%      |
| Eastern Europe                                 |  | 44   | 9.27  | 00:02:27   | 86.36%       | 18.18%      |
| Eastern Asia                                   |  | 30   | 4.50  | 00:02:44   | 60.00%       | 50.00%      |
| Northern Africa                                |  | 25   | 2.92  | 00:01:41   | 92.00%       | 36.00%      |
| South-Eastern Asia                             |  | 18   | 4.89  | 00:04:08   | 88.89%       | 27.78%      |
| Australia and New Zealand                      |  | 18   | 5.17  | 00:02:24   | 100.00%      | 44.44%      |





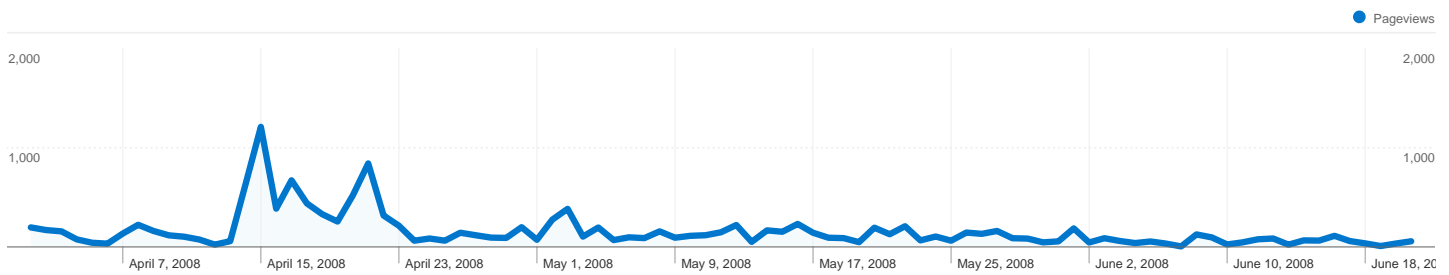


## 2,373 visits came from 293 cities

### Site Usage

|  |  |  |   |  |             |
|--|--|--|---|--|-------------|
| Visits<br>2,373<br>% of Site Total:<br>100.00% | Pages/Visit<br>6.01<br>Site Avg:<br>6.01 (0.00%) | Avg. Time on Site<br>00:02:21<br>Site Avg:<br>00:02:21 (0.00%) | % New Visits<br>74.04%<br>Site Avg:<br>73.91% (0.17%) | Bounce Rate<br>46.78%<br>Site Avg:<br>46.78% (0.00%) |             |
| City   | Visits   | Pages/Visit  | Avg. Time on Site                                     | % New Visits   | Bounce Rate |
| Athens   | 1,455  | 6.04   | 00:02:22  | 68.80%   | 48.59%      |
| Karditsa                                       | 151  | 5.44   | 00:02:22  | 79.47%   | 47.68%      |
| (not set)                                      | 108  | 5.70   | 00:02:27  | 64.81%   | 46.30%      |
| Thessaloniki                                   | 80   | 5.15   | 00:01:53  | 91.25%   | 46.25%      |
| London   | 27   | 9.22   | 00:03:00  | 92.59%   | 33.33%      |
| Cairo  | 18   | 2.94   | 00:01:24  | 88.89%   | 38.89%      |
| Nicosia  | 17   | 3.18   | 00:01:02  | 58.82%   | 58.82%      |
| Patrai   | 17   | 6.88   | 00:01:51  | 94.12%   | 52.94%      |
| Tianjin  | 13   | 2.69   | 00:03:50  | 23.08%   | 61.54%      |
| Istanbul                                       | 11   | 13.73  | 00:04:57  | 72.73%   | 27.27%      |






Pages on this site were viewed a total of 14,260 times

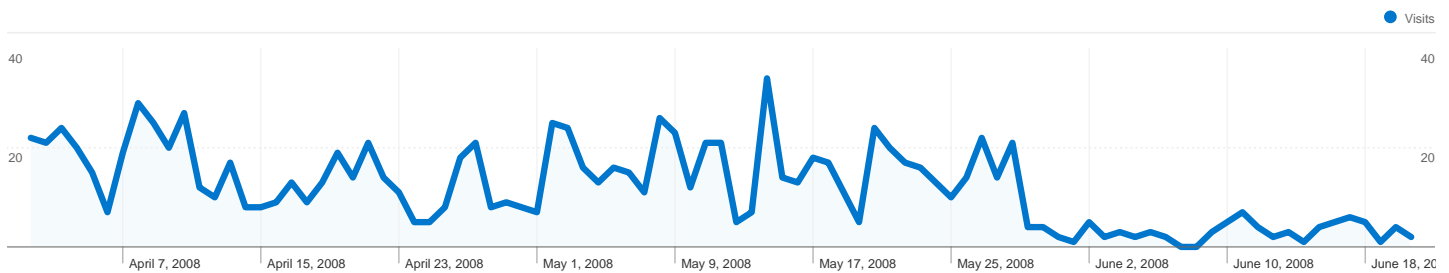
 **14,260** Pageviews

 **10,435** Unique Views

 **46.78%** Bounce Rate

## Top Content

| Pages                                 | Pageviews | % Pageviews |
|---------------------------------------|-----------|-------------|
| www.palimpsest.gr/default.asp         | 1,436     | 10.07%      |
| www.palimpsest.gr/default.asp?ln=en   | 417       | 2.92%       |
| www.palimpsest.gr/projects.asp?id=38  | 301       | 2.11%       |
| www.palimpsest.gr/projects.asp?id=42  | 254       | 1.78%       |
| www.palimpsest.gr/cv.asp?ln=el&page=w | 235       | 1.65%       |



Search sent 1,094 total visits via 606 keywords

Site Usage

|   |  |  |  |   |             |
|---|--|--|--|---|-------------|
| Visits<br>1,094<br>% of Site Total:<br>46.10% | Pages/Visit<br>3.33<br>Site Avg:<br>6.01 (-44.63%) | Avg. Time on Site<br>00:01:17<br>Site Avg:<br>00:02:21 (-45.43%) | % New Visits<br>81.72%<br>Site Avg:<br>73.91% (10.56%) | Bounce Rate<br>59.69%<br>Site Avg:<br>46.78% (27.61%) |             |
| Keyword                                       | Visits   | Pages/Visit  | Avg. Time on Site                                      | % New Visits  | Bounce Rate |
| μ μ μ   | 70   | 1.87   | 00:00:26   | 0.00%   | 81.43%      |
|   | 32   | 1.78   | 00:00:57   | 87.50%  | 71.88%      |
| palimpsest                                    | 21   | 8.95   | 00:03:26   | 57.14%  | 19.05%      |
|   | 17   | 2.41   | 00:00:45   | 88.24%  | 58.82%      |
|   | 17   | 2.06   | 00:01:20   | 82.35%  | 47.06%      |
| μ μ   | 14   | 1.64   | 00:00:36   | 92.86%  | 64.29%      |
| μ   | 13   | 3.69   | 00:00:29   | 100.00%   | 69.23%      |
| μ   | 13   | 2.08   | 00:00:33   | 69.23%  | 61.54%      |
| christos kaklamanis cv                        | 12   | 3.00   | 00:00:29   | 0.00%   | 50.00%      |
| stegastro                                     | 11   | 2.36   | 00:00:55   | 81.82%  | 72.73%      |
| 1 - 10 of 606                                 |  |  |  |   |             |